


CFAES

COLLEGE of FOOD, AGRICULTURAL,
and ENVIRONMENTAL SCIENCES

2026 PICKAWAY 4-H



Beyond Ready



REQUIREMENTS' BOOK



THE OHIO STATE UNIVERSITY
EXTENSION



pickaway.osu.edu

CFAES provides research and related educational programs to clientele on a nondiscriminatory basis. For more information: cfaes.osu.edu/nondiscrimination.

PICKAWAY COUNTY EXTENSION STAFF:

Joy Sharp	Extension Educator, 4-H Youth Development
Mike Estadt	Extension Educator, Agriculture and Natural Resources
Jessica Lowe	Extension Educator, Family and Consumer Sciences
Meghan Thoreau	Extension Educator, Community Development
Jennifer Driesbach	Office Associate
Jamie Lemaster	Office Assistant

4-H MEMBERSHIP POLICY

Eligibility for Cloverbud participation begins when a child is age 5 AND enrolled in kindergarten. Eligibility for participation in 4-H projects and competitive events begins when a child is age 8 AND in third grade. Any youth age 9 or above is eligible for project membership, regardless of grade level.



TABLE OF CONTENTS

GENERAL REQUIREMENTS

4-H MEMBERSHIP	1
4-H AGES	1
PICKAWAY COUNTY 4-H MEMBER SUPPORT	2
LOCAL 4-H CLUB DUES	2
LOCAL 4-H CLUB TREASURY	2
CLUB SIZE	2
PROJECT BOOKS	2
PROJECTS.....	2
COMPLETION REQUIREMENTS	3
Members ages 8(and 3 rd grade)-18	3
Cloverbuds (age 5 through 2nd grade)	3
INTERVIEW JUDGING AND SKILLATHONS.....	4
FAIR AND FAIR BOOTHS.....	4

PROJECT UPDATE - 2026

WHAT'S NEW.....	6
WHAT'S DISCONTINUED.....	6

ABOUT THIS REQUIREMENT BOOK

SPECIAL INTEREST PROJECTS	7
LIVESTOCK PROJECTS.....	8
GENERAL LIVESTOCK REQUIREMENTS.....	8-9
WINNING 4-H PLAN.....	10
SKILLATHON JUDGING (HAND-OUT).....	11
SELF-DETERMINED PROJECTS (HAND-OUT).....	12

FOOD/NUTRITION

CALCULATING COST PER SERVING	13
HOW TO WRITE MENUS.....	13
EXAMPLE OF A PLACE SETTING	14

PICKAWAY COUNTY 4-H PROJECT JUDGING SCHEDULE

15-16

PICKAWAY COUNTY LIVESTOCK REQUIREMENTS SUMMARY

17-20

ANIMAL SCIENCES

HOW THE HERD MULTIPLIES	21
BEEF	21
MARKET BEEF PROJECT AND RECORD BOOK (117M).....	21
BEEF BREEDING PROJECT AND RECORD BOOK (117B).....	21
BEEF FEEDER CALF PROJECT AND RECORD BOOK (117BF).....	21
DAIRY BEEF FEEDER PROJECT AND RECORD BOOK - (117DF).....	21
COMPANION ANIMALS: DOGS, CAVIES, CATS, POCKET PETS & RABBITS.....	22
ALL ABOUT DOGS (200)	22
DOG ACHIEVEMENT PROGRAM (202).....	22
YOU AND YOUR DOG (201D).....	22
OBEDIENCE (201O).....	22
SHOWMANSHIP (201S).....	22
PERFORMANCE (201P)	22
WORKING DOGS (201W).....	22
ASSISTANCE ANIMALS IN ACTION (210).....	22

CAVY PROJECT AND RECORD BOOK (215).....	22
CAT 1 - PURR-FECT PALS (216)	23
CAT 2 - CLIMBING UP! (217).....	23
CAT 3 - LEAPING FORWARD (218).....	23
POCKET PETS PROJECT AND RECORD BOOK (220)	23
BREEDING RABBIT (228BR).....	24
MARKET RABBIT (228 MA)	24
PET RABBIT (228PE).....	24
DAIRY CATTLE	24
DAIRY CALF, HEIFER, AND COW PROJECT AND RECORD BOOK - (127)....	24
GOATS.....	25
BREEDING - DAIRY GOATS (135BD)	25
BREEDING - MEAT GOATS (135BM)	25
FIBER GOATS (135F)	25
HARNESS GOATS (135H).....	25
MARKET GOATS - DAIRY, MEAT OR CROSS (135M).....	25
PACK GOATS (135P).....	25
PYGMY GOATS (135PY)	25
COMPANION - PET GOATS (135C).....	25
HORSES	25
HORSELESS HORSE (173).....	25
BEGINNING HORSE MANAGEMENT (174)	26
LIGHT HORSE SELECTION (175).....	26
HORSE TRAINING (177).....	26
LEARNING TO JUMP (180)	26
DRAFT HORSE (181).....	27
SMALL EQUINE (182).....	27
STANDARD BRED HORSES (184).....	27
GYMKHANA (186).....	27
ROPING (187)	28
TRAIL RIDING (188).....	28
DRESSAGE (189).....	28
LLAMAS AND ALPACAS	29
LLAMA AND ALPACA PROJECT AND RECORD BOOK (132)	29
POULTRY	29
CHICKEN EXHIBITION (FANCY) (150CE).....	29
CHICKEN, MARKET (150CM).....	29
CHICKEN EGG PRODUCTION: HENS AND PULLET (150CEP).....	29
DUCK, EXHIBITION (150DE).....	30
GOOSE, EXHIBITION (150GE).....	30
DUCK, MARKET (150DM).....	30
GOOSE, MARKET (150GM).....	30
TURKEY, EXHIBITION (FANCY) (150TE).....	30
TURKEY, MARKET (150TM).....	30
HELMETED GUINEA FOWL (150H)	30
SHEEP	30
MARKET LAMB PROJECT AND RECORD BOOK (198)	30
SHEEP BREEDING PROJECT AND RECORD BOOK (199)	31
SWINE	31

MARKET HOG PROJECT AND RECORD BOOK (140MA).....	31
SWINE BREEDING PROJECT AND RECORD BOOK (140BR).....	31
VETERINARY SCIENCE	31
VETERINARY SCIENCE 1, FROM AIRES DALES TO ZEBRAS (244).....	31
VETERINARY SCIENCE 2, ALL SYSTEMS GO! (245).....	32
VETERINARY SCIENCE 3, ON THE CUTTING EDGE (246).....	32
ABOUT 4-H	
DISCOVERING 4-H (91)	32
4-H AROUND THE GLOBE (92)	32
CLOTHING AND TEXTILES	
GENERAL REQUIREMENTS	33
BEGINNING LEVEL PROJECTS	33
SEW FUN (409).....	33
DESIGNED BY ME (410).....	33
SUNDRESSES AND JUMPERS (413)	33
TERRIFIC TOPS (419).....	34
ACCESSORIES FOR TEENS (407)	34
INTERMEDIATE LEVEL PROJECTS	34
EM-BEL-LISH: A 4-H GUIDE TO WEARABLE ART (411).....	34
SEW FOR OTHERS (412).....	34
READY, SET, SEW ACTIVE (415).....	35
LOUNGEWEAR (418).....	35
CLOTHING FOR MIDDLE SCHOOL (424).....	35
SHOPPING SAVVY (430).....	35
ADVANCED LEVEL PROJECTS	36
CLOTHES FOR HIGH SCHOOL AND COLLEGE (406).....	36
CREATIVE COSTUMES (408)	36
DRESS UP OUTFIT (417)	36
OUTERWEAR FOR ANYWHERE (420).....	36
LOOK GREAT FOR LESS (425).....	37
CLOTHING FOR YOUR CAREER (426)	37
SEWING AND TEXTILES (NON-CLOTHING) MASTER (432M).....	37
COMMUNICATION	
FINDING YOUR VOICE: PUBLIC SPEAKING MADE EASY (377)	37
CREATIVE AND LEISURE ARTS	
CAKE DECORATING (492).....	38
MY FAVORITE THINGS (496).....	38
FINE ARTS	38
YOU CAN QUILT! (499).....	38
QUILTING THE BEST BETTER (498).....	38
CANDY MAKING (591)	39
GET STARTED IN ART (592).....	39
SEEING THROUGH GRAPHIC DESIGN (593).....	39
KNITTING IT TOGETHER (594)	39
GENEALOGY.....	39
FAMILY HISTORY TREASURE HUNT (442)	39
PHOTOGRAPHY	39
PHOTOGRAPHY BASICS, BOOK 1 (584)	39
NEXT LEVEL PHOTOGRAPHY, BOOK 2 (585)	40

MASTERING PHOTOGRAPHY, BOOK 3 (586)	40
PHOTOGRAPHY MASTER (589M).....	40
SCRAPBOOKING	40
SCRAPBOOKING: A 4-H GUIDE TO PRESERVING MEMORIES (497)	40
WRITING.....	40
THE WRITER IN YOU (588).....	40
FOOD AND NUTRITION	
GENERAL REQUIREMENTS	41
BEGINNING LEVEL PROJECTS	41
LET'S START COOKING (459)	41
EVERYDAY FOOD AND FITNESS (481)	41
SNACK ATTACK! (484).....	42
TAKE A BREAK FOR BREAKFAST (487).....	42
INTERMEDIATE LEVEL PROJECTS	42
LET'S BAKE QUICK BREADS (461)	42
SPORTS NUTRITION: READY, SET, GO (463)	42
GRILL MASTER (472)	42
STAR SPANGLED FOODS (475)	42
PARTY PLANNER: A 4-H GUIDE TO QUANTITY COOKING (477)	42
RACING THE CLOCK TO AWESOME MEALS (485)	43
PUMPKIN MUNCHKIN (1484)	43
ADVANCED LEVEL PROJECTS	43
YEAST BREADS ON THE RISE (462)	43
COOKING ON MY OWN (467)	43
THE GLOBAL GOURMET (469)	43
BEYOND THE GRILL (474).....	43
KITCHEN BOSS (476).....	44
HEALTHY LIVING	
YOU'RE THE ATHLETE (300).....	44
FIRST AID IN ACTION (353).....	44
MEDICINE SCIENCE AND SAFETY (354).....	44
TRACKING YOUR HEALTH AND FITNESS (355).....	44
RELATIONSHIPS 101 (356).....	45
ALCOHOL AND DRUG ABUSE (357)	45
YOUR THOUGHTS MATTER (359)	45
YOUR FEELINGS MATTER (360).....	45
SUPERHERO YOU (434).....	45
HOME LIVING	
THE LAUNDRY PROJECT (405)	45
IT'S MY HOME (491)	45
MAKEOVER MY SPACE (494).....	46
LIVING ON YOUR OWN (495)	46
LEADERSHIP AND CITIZENSHIP	
MENTORING: LEADERSHIP IN ACTION (370).....	46
CLUB LEADERSHIP 1 (371)	46
MY HANDS TO LARGER SERVICE (373)	46
LEADERSHIP ROAD TRIP: WHERE ARE YOU GOING? (375)	46
LEADERSHIP ROAD TRIP: iBook (375i).....	46
PANTRY PANIC (376).....	47

LEADERSHIP MASTER (378M).....	47
CLUB LEADERSHIP 2 (383).....	47
LOCAL GOVERNMENT (385).....	47
MONEY MANAGEMENT	
EXPLORING PERSONAL FINANCE (445).....	48
EMPOWERING PERSONAL FINANCE (446).....	48
NATURAL RESOURCES	
AGRONOMY.....	48
FIELD CROPS AND FORAGES (668).....	48
GARDENING AND PLANT SCIENCE.....	48
CANNING AND FREEZING (670).....	48
HOW DOES YOUR GARDEN GROW? (671).....	48
EDIBLE LANDSCAPES (673).....	48
GROW YOUR OWN VEGETABLES (691).....	48
GROWING WITH THE SEASONS (692).....	48
THE NATURAL WORLD.....	49
EXPLORE THE OUTDOORS (611).....	49
GEOLOGY: CAN YOU DIG IT?.....	49
EXPLORE POLAR SCIENCE (613).....	49
WATER MATTERS (616).....	49
EXPLORING PONDS (617).....	49
WHY TREES MATTER (620).....	49
OHIO BIRDS (621).....	49
TRAPPING MUSKRATS IN OHIO (622).....	50
OUTDOOR ADVENTURE: BEGINNING FISHING (623).....	50
OUTDOOR ADVENTURE: INTERMEDIATE FISHING (624).....	50
BEEKEEPING (641).....	50
INSECT ADVENTURES, LEVEL 1 (644).....	50
INSECT ADVENTURES, LEVEL 2 (645).....	50
INSECT ADVENTURES, LEVEL 3 (646).....	50
SHOOTING SPORTS (BASIC CLUB PROJECTS).....	51
SAFE USE OF GUNS (630).....	51
BASIC ARCHERY (631).....	51
SHOOTING SPORTS (CERTIFIED SHOOTING SPORTS CLUB ONLY)	
RIFLE (750).....	51
ARCHERY (751).....	51
SHOTGUN (752).....	51
PISTOL (753).....	52
HUNTING AND WILDLIFE (754).....	52
MUZZLELOADER (755).....	52
LIVING HISTORY (756).....	52
CROSSBOW (757).....	53
WESTERN HERITAGE (758).....	53
SUSTAINABILITY	
BE A SUSTAINABILITY HERO (651).....	53
FARM TO TABLE TO CAREER (652).....	53
SCIENCE, TECHNOLOGY, ENGINEERING, AND MATH (STEM)	
AEROSPACE SCIENCE.....	54
ROCKETS AWAY (2-liter bottles) (501).....	54

SCIENCE FUN WITH FLIGHT (502)	54
ROCKETS AWAY SOLID FUEL (Estes-type) (503).....	54
SOLID-FUEL ROCKETRY MASTER (503M).....	54
YOUNG ENGINEERS IN SPACE (549).....	54
ALL-TERRAIN VEHICLES (ATV).....	55
ATV SAFETY (555).....	55
BICYCLE.....	55
BICYCLING FOR FUN - LEVEL 1 (517).....	55
BIOLOGY.....	55
MICROSCOPE MYSTERIES (489)	55
CHEMISTRY.....	55
SCIENCE FUN WITH KITCHEN CHEMISTRY (493)	55
ELECTRICITY.....	55
PAPER CIRCUITS (527)	55
SMART CIRCUITS (528).....	56
SCIENCE FUN WITH ELECTRICITY (531).....	56
ENERGY, FOOD SCIENCE, PHYSICS.....	56
YOUNG ENGINEERS IN SOLAR ENERGY (550)	56
SCIENCE FUN WITH DAIRY FOODS (490)	56
SCIENCE FUN WITH PHYSICS (500)	56
ROBOTICS.....	57
ROBOTICS ESSENTIALS (509).....	57
ROBOTICS MASTER (512M).....	57
ROPE.....	57
NOT JUST KNOTS (540).....	57
SMALL ENGINES	57
CRANK IT UP (541).....	57
WARM IT UP (542).....	57
TUNE IT UP (543).....	57
READY, SET,...MOW! (544)	58
TRACTOR AND MACHINERY OPERATION.....	58
TRACTOR 2: GEARING UP FOR SAFETY (552)	58
TRACTOR 3: MOVING OUT (553).....	58
TRACTOR 4: LEARNING MORE (554)	58
WELDING	58
ARCS AND SPARKS-SHIELDED METAL ARC (573)	58
WOODWORKING	59
MEASURING UP (556).....	59
MAKING THE CUT (557).....	59
NAILING IT TOGETHER (558)	59
FINISHING UP (559)	59
WOODWORKING MASTER (560M).....	60
WORKFORCE PREPARATION	
AM I READY FOR WORK (382).....	60
YOU'RE HIRED! (387).....	60
HERE, THERE, AG CAREERS ARE EVERYWHERE (387)	60
SELF-DETERMINED	
SELF-DETERMINED PROJECT GUIDE (365).....	60

GENERAL REQUIREMENTS

4-H MEMBERSHIP

1. Eligibility for Cloverbud participation begins when a child is age 5 AND enrolled in kindergarten. Eligibility for participation in 4-H projects and competitive events begins when a child is age 8 AND in third grade. **Any youth age 9 or above is eligible for project membership, regardless of grade level.** Ohio 4-H membership ends Dec. 31 of the year in which an individual attains the age of 19.
2. Cloverbuds will focus their attention on activity-based lessons and non-competitive activities. They are not eligible for out-of-county activities, competitive events, residential camps, and/or projects designed for 4-H club program members. Cloverbuds are not to hold offices (they can lead the pledges). It is recommended to have an adult volunteer or teen leader to work strictly with the Cloverbud program within a club. The activity manual for Cloverbuds is available at the Extension office. Clubs with Cloverbud members will conduct at least one activity designed specifically for Cloverbuds at each meeting.
3. Each 4-H member must be enrolled in a local club by February 15 and attend at least 6 club meetings to be eligible for fair participation and completion of a project for the year. Local clubs can have an earlier deadline for enrollment if it is stated in the club by-laws.
4. Youth are expected to affiliate with the 4-H program in their county of residence. All requests for exceptions to this policy must be submitted to the Extension Office **at least 30 days prior to the enrollment deadline.**
5. 4-H membership in two counties simultaneously is not possible.
6. On-line enrollments recommended by February 1, must be complete by February 15 with project changes allowed until March 1. Contact the Extension Office to make project changes.
7. **All clubs must utilize the 4-H Club Constitution set forth by The Ohio State University. It may not be altered or added to. All additional club or county information should be included in the club by-laws. Constitution/Bylaws should be signed each year by all club members.**
8. Advisor grade sheets are due August 10 to the Extension Office. Members are not considered “complete” and will not receive credit for that year’s membership until grade sheets are received by the Extension office.

4-H AGES

It should be understood that all 4-H ages given are to be as of January 1 of the current year. This means that a member whose 15th birthday is January 1 or January 2 of 2026, will be 4-H age 14 throughout the 2026 year. A member whose 15th birthday is December 31, 2025, will be 15 during the entire 2026 year.

PICKAWAY COUNTY 4-H MEMBER SUPPORT

A Pickaway County 4-H Member Support of **\$12.00** is required for all members and must be received by February 15. **Enrollments will not be complete without the member support payment.** This support fund will be paid to the Pickaway County 4-H Committee to help provide educational opportunities, awards and scholarships, and other programming as necessary, and helps alleviate the need for numerous county-wide fund-raising efforts.

LOCAL 4-H CLUB DUES

Local clubs have the choice of whether or not to charge club dues and how much to charge. The individual 4-H club may decide how the club dues are to be used.

EIN AND LOCAL 4-H CLUB TREASURIES

In order for 4-H clubs/groups to be a recognized 4-H entity and use the 4-H name and emblem, they must have an EIN number. Each club's EIN must be on file with the Extension office. In addition, all clubs must have a club treasury at an accredited bank with their own tax identification number. Treasuries are not to be established using a personal social security number. **Each club must submit a completed Yearly Financial Summary by November 1 of each year.** The Extension Office will file the IRS 990N on-line annually for each club by May 15.

All club treasuries will be audited at the county level every 3 years. Pickaway County will complete this on the following schedule: 2026: All clubs Sc-W; 2027: All clubs A-K; 2028: All clubs L-Sa. All items will be returned by November.

CLUB SIZE

In order to have a "4-H experience", clubs are expected to have a minimum of 5 active members from at least **3 different families**. At least 3 of the members must be of project age. If a club has Cloverbud members, it is recommended there be a least two so they may have a good experience as well.

PROJECT BOOKS

Project books are available for purchase year-round at the Extension office. **It is requested that clubs use the project book order form when ordering the entire club's books for the year.** Payment is required upon receipt of books. Volunteers, members, parents, and general public, however, may purchase 4-H publications at any time as needed. The cost for project books varies by project. Tax will be added on to all books paid with a personal check or not paid for by a club.

PROJECTS

1. All projects must be in the member's possession by **April 15**. (The exceptions are Market Beef: Steers/Heifers, Market Chickens, and Market Rabbits.) Members are to be enrolled in their projects by February 15 with changes allowed until March 1. See additional requirements for livestock.
2. All members out of high school must take advanced projects.
3. **Once completed a project may not be retaken unless that project is specifically listed as a project that may be taken a second or third year. In this case, all project activities must be new each year and show growth in the topic area.**

4. The number of projects taken by a member is at the discretion of the member and parents with guidance from the club advisor. No more than 2 projects are recommended for first year members.
5. Project grades and/or placings are at the discretion of the judge.
6. The same projects cannot be carried in both 4-H and FFA.



COMPLETION REQUIREMENTS

Members ages 9-18 must:

1. Meet the minimum requirements for one or more projects.
2. Give an illustrated talk or demonstration at a local club meeting.
3. Attend 6 or more meetings after he/she enrolls except in unusual cases as determined by Extension personnel and advisor. County 4-H events such as the public speaking contest should count as a meeting if it falls on one of the club's meeting days. **College students living on campus must also attend a minimum of 6 meetings, but the club may define two "meetings" for college students to include club community service events, project judging, etc. in their club by-laws.** All college students are encouraged to get involved in Collegiate 4-H if their school has a club.
4. Participate in interview judging/skillathon for each project. Complete and bring project book and other items that demonstrate project completeness to interview judging. Advisors will want to check that livestock records are completed after the fair. This will be reported on the advisor grade sheets.
5. Receive a complete rating on the advisor score sheet.
6. Members must complete all above requirements in order to exhibit projects at county or state fair.

Cloverbuds (age 5/and kindergarten through 2nd grade) must:

1. Sign up for "project" #710
2. Attend 6 or more meetings after he/she enrolls except in unusual cases as determined by Extension personnel and advisor. County 4-H events such as attending the public speaking contest should count as a meeting if it falls on one of the club's meeting days.
3. Give a talk, demonstration, or "show and tell" at a local club meeting. These presentations should be handled in the most non-threatening way possible.

4-H Advisors working with Cloverbuds are encouraged to utilize an Ohio 4-H Cloverbud Program Manual – Cloverbud Series I, Series II, or 710GPM The Big Book of Cloverbud Activities. Check out the Pickaway County Cloverbud Information packet for a full list of Cloverbud Resources. Resources available to use in teaching Cloverbuds include:

- Cloverbud Story Cubes (New 2025)
- Choose and Tell Cards
- Clover Cubes
- 715 My Cloverbud Year Record Book (optional)
- Cloverbud Kits (available for check-out). Themes include:
 - Fitness is Fun
 - The Science of Sound
 - Rhythm
 - Our Country (Citizenship)
 - Food Fun
 - Parachute
 - U.S. Map

INTERVIEW JUDGING AND SKILLATHONS

- 4-Hers must go through an interview process to receive a grade and complete their project.
- Special interest projects (including Clothing projects) will be judged during the fair in a one-on-one interview.
- Rocket interviews will be part of Special Interest Judging with an optional County Rocket Launch event taking place prior or during the county fair.
- Group Projects will be judged for grade only.
- All Livestock, dog obedience, llama, and horse projects (except Horseless Horse) will be graded prior to the fair in a skillathon setting. Livestock consists of breeding and market projects in sheep, swine, beef, dairy, goats, rabbits, and poultry. No animals may be brought on this day. One grade will be given per project, not per animal. Current year, completed record books for each project are required.
- 4-Hers may schedule pre-judging on the designated day where it is impossible to attend the regularly scheduled judging. Projects that are pre-judged are not eligible for county awards.
- Members with livestock, dog obedience, horse, or llama projects must complete their project judging (Skillathon) prior to fair. Skillathon Judging will evaluate the member's project knowledge, record completion, work in the project area, overall 4-H knowledge and involvement. The member's Quality Assurance knowledge from the county's annual QA training will be included in the Skillathon. Those who do not complete an interview/skillathon with complete project book prior to the opening of the fair, will not be eligible to exhibit their animal(s) at the fair.
- Books and project records are to be brought to judging. With few exceptions, a new project and/or record book is required for each project each year.
- The dress code for Skillathon will be the same that applies to all Junior Fair Exhibitors participating in special interest interviews as follows:
 - “Special Interest project exhibitors (also applicable to skillathons prior to the fair) - May wear shorts and open toed shoes, but must wear a shirt with no midriff showing, the torso must be completely covered.” Clothes appropriate for an interview are recommended.

FAIR AND FAIR BOOTHS

1. Since animal shows are junior fair shows, FFA and 4-H projects will show in the same classes.
2. Each junior fair participant shall receive one fair pass sponsored by the Pickaway County Senior Fair Board.
3. 4-H projects must be exhibited at the fair following the requirements in this book. Exhibiting a horse or livestock animal at the fair is not required for project completion.

4. There is a dress code for all Junior Fair Exhibitors as follows:
 - Livestock exhibitors - For shows and sale, all livestock exhibitors must wear long pants, collared shirts with no midriff showing, the torso being completely covered and closed-toed shoes. Sports uniforms are not permitted.
 - Horse exhibitors - Are to dress appropriately for their discipline.
 - Special Interest Project exhibitors - May wear shorts and open toed shoes, but must wear a shirt with no midriff showing, the torso must be completely covered. Clothes appropriate for an interview are recommended.
5. In the case of a disqualification after awarding of prizes, awards will not be given and will be held in the office to be used the following year.

Fair Booths:

1. ALL 4-H clubs WILL have a fair booth. **For 2026 fair booths will be located in Heritage Hall. All booths must be free-standing and self-supporting. All booths must be 8' wide x 4' deep with a recommended height of 6'-8.**
2. **Each non-livestock project must be represented in the booth.** Livestock projects may also be represented but are not required. Fair booths are 4-H's marketing piece to fair visitors as well as an opportunity to showcase the accomplishments of our members and clubs.
3. Each club may develop their own booth theme. A theme must be used in order to place in the booth judging competition.
4. Security of club booths will be at the discretion of each individual club. This could be done by assigning a rotation for adults to monitor the booth, enclosing your booth front (such as with lattice), or using decorations that serve as a deterrent to curious onlookers.
5. Fair booths are not to be taken down before the day and time specified in the fair book. For 2026 that is Sunday, the day after fair from 9:00 am to 4:00 pm.
6. Fair booths will be judged according to the following criteria. Awards will be given for 1st through 5th place.

Judging criteria for fair booths is:


- 20 points Fair Theme – **develop and use a theme** in an appropriate manner. Booth corresponds to the theme.
- 20 points Educational – Tells a story, simple and clear, accurate, legible and readable, includes members' projects, members and advisor names (first names preferred)/photos included, club name visible, includes proper 4-H clover, **promotes the 4-H program.**
- 20 points Public Appeal – attracts attention, holds interest
- 20 points Overall Appearance – Neat, nice arrangement, workmanship of good quality, orderly and well-balanced.
- 20 points Originality – original or unusual, creative.

PROJECT UPDATE - 2026



WHAT'S NEW

- 101 How the Herd Multiplies
- 495 Living on Your Own
- 594 Knitting It Together
- 616 Water Matters
- 668 Field Crops and Forages
- 365 Self Determined Idea Starters including: Aquaculture, Backyard Fireflies, Building the Future, Needle Felting, No-Sew Fun



REVISED/REPLACED

New Title (Old Title)

- 446 Empowering Personal Finance (448 Teens on the Road to Financial Success)
- 527 Paper Circuits (527 Magic of Electricity 1)
- 528 Smart Circuits (528 Investigating Electricity 2)



DISCONTINUED

- 351 Staying Healthy
- 372 Diversity: The Source of Our Strength
- 518 Wheels in Motion: Bicycle 2

COUNTY-ONLY

County-Only projects are projects that are not part of the state line-up. You will not find them in the Ohio 4-H Family Guide. Pickaway County offers two County-Only projects. The projects and their descriptions are listed below.

- 591 Candy Making – In this project members learn to make a variety of crystalline and non-crystalline candy including caramels, buckeyes, fudge, peanut brittle and more.
- 1484 Pumpkin Munchkin – In this Pickaway County project, members learn about preserving pumpkins and utilizing fresh or canned pumpkin in a variety of recipes.



A NOTE ABOUT AI AND PROJECT WORK:

AI may be used to extend learning and support a 4-H member's work but is not intended as a replacement for the member's original thoughts and efforts. If a member utilizes AI in completing their project, it should be acknowledged as a tool when showcasing their project during demonstration and judging.

ABOUT THIS REQUIREMENT BOOK

Projects are listed by subject as they are in the Ohio 4-H Project Guide. Some projects and project numbers are specific to Pickaway County and are not listed in the Project Guide.

You will find to the right of each individual project when the project will be evaluated (judged). We are listing some general guidelines that you will want to note.

SPECIAL INTEREST PROJECTS

(includes all projects that are not considered livestock or large animal)

Special Interest Projects will be exhibited in each club's fair booth. Members and advisors of each club are responsible for their club's booth. Actual projects are not required to be exhibited in the booths. Something that represents each project may be substituted.

An awards presentation will be held each day of judging with up to five places awarded in each class. Winners will be announced at the presentation. First place awards will be awarded in each class as long as a member's project is deserving of the award.

4-H Clothing judging will be held during the fair with an interview judging during the day, culminating in the 4-H Style Revue that same evening during fair. In order to receive a county placing, the member must participate in both Clothing Judging and Style Revue.

Food and Nutrition Projects require: Judging on Thursday of fair. Knowledge of USDA MyPlate found at www.choosemyplate.gov; a plan of food for one day written in proper menu form, including snacks, and food prepared for judging (see example in this book); one prepared dish (single serving is acceptable unless otherwise stated in project requirements) from a project book recipe; one place setting appropriate for the food and menu including a tablecloth or mat (centerpiece is optional); Cost per serving of food prepared (for intermediate and advanced projects except Quick Breads, Yeast Breads, Food & Fitness Choice); Presentation Project/Portfolio (3-pronged folder with 8 ½ x 11" pages with a maximum of one page per activity or interest area as designated in the front of their project book. Pages can be any format that illustrates the work and knowledge of the participant. Each page can be different or a combination of styles. No points given for scrapbooking style); a Fair Booth exhibit that is educational in nature (No food is permitted in fair booths).

State Fair Delegates in eligible project areas will be selected at the judges' discretion. Alternates may be selected as determined by the judges.

Selection of projects to be taken is at the discretion of members along with their parents and advisors. However, members should stay within the guidelines and expectations for the project selected, and once judged, a project should not be repeated unless that project has been written as a multi-year project. It is permissible to skip a project if a member's skills and capabilities meet the expectations of a higher-level project.

Refer to the "Project Guide" for further project information. For other information and policies especially pertaining to Junior Fair, see the Pickaway County Fair Book.

LIVESTOCK PROJECTS – as of Nov. 12, 2025

Livestock exhibitors should check the Pickaway County Fair Book each year for final rules on Junior Fair weight requirements, rules, and classes. The fair book is on-line at www.pickawaycountyfair.org. All livestock exhibitors (including hogs, sheep, beef, horses, dairy cattle, goats, llamas, rabbits and poultry) must complete their project book and appropriate records. All books and records must be brought to interview judging. A new project/record book is needed every year except for #174 Beginning Horse Management. Books must be complete for member to be eligible for fair.


GENERAL LIVESTOCK REQUIREMENTS

1. A 4-H member may participate in only ONE county. In addition, no junior fair participant may show the same type of project in 4-H and FFA. Example -- a member may show beef breeding in FFA and a steer in 4-H but may not show beef breeding in both.
2. The Pickaway County Fair has a discipline policy. Please read and follow the rules!
3. Livestock projects have possession deadlines. Market Beef must be in the member's possession by **November 30**. Dogs must be in possession by **April 1**. Swine, cattle, goats, sheep, llamas, breeding rabbits, and breeding poultry must be in the member's possession by **April 15**. Market chickens and market rabbits must be in the member's possession by **May 15**. At the possession deadline the animals must be declared by age, species, breed and gender.
4. Non-market animals may be leased with proper paperwork submitted by **April 15**.
5. **Junior Fair animals, owned or leased, may not be shown by anyone but the Jr. Fair member except in the instance of simultaneous classes. This is true for the duration of the project.**
6. Pre-fair tagging is required for the following market animals: Market Beef tagging will take place the first week in December. Market Hog, Sheep, Goat & Dairy Feeder tagging will take place on the first Saturday of or after their possession deadline. For 2026 that is **April 18**.
7. Quality Assurance training is required annually by **May 1** for all 4-H and FFA members taking market and/or lactating animals to Pickaway County or state fair. For 2026 Quality Assurance will take place utilizing both in-person QA training and online YQCA. **In-person QA is recommended.** For YQCA, youth must complete individually and **for their age as of January 1** of the project year. The YQCA system is ready for 2026 so any training completed there after October 1, 2025, will count for the 2026 Pickaway County Fair. Some in-person QA opportunities are offered at state events. They will meet the QA requirement as long as they are Ohio 4-H certified. All certificates for QA completion can be dropped off or mailed to the Extension Office or emailed to sharp.5@osu.edu with receipt by **May 2**. Clubs with all QA completed by **April 20** will receive additional Honor Club points.
8. Horse exhibitors must complete the online EquiSTEP program annually by **May 1**. Clubs with all EquiSTEP completed by **April 20** will receive additional Honor Club points.
9. Dog and Horse exhibitors must register for Jr. Fair by turning in all required forms by **May 1**. All other members wishing to enter Jr. Fair animals must complete the on-line registration between **April 18-May 15**. There will be a fee of \$25 per entry, excluding showmanship for entries made between June 1 and the first Saturday of fair. No entries of any type may be made after the first Saturday of fair.
10. A member may exhibit a maximum of ten animals at the county fair with a maximum of five of those being market. **Breeding chickens & ducks are allowed one entry per breed. Breeding rabbits are allowed one entry per age class per breed.** A maximum

of two market animals may be exhibited in each specie area except market hogs which may show four (see class limitations) and market poultry which may exhibit one pen of market chickens, one pen of ducks and up to two individual turkeys. (Note: Each Poultry project, i.e. Pen of 2 ducks, pen of 2 broilers, pen of 2 fancy birds, etc. counts as one animal. Each rabbit is an individual entry.) Horse exhibitors may show up to 3 horses.

11. All male market animals must be castrated and completely healed (open-knife castration preferred). Must be free of infection and any testicular tissue.
12. All poultry projects for exhibition (except waterfowl) must have had a negative test for pullorum disease within ninety days preceding the opening date of the exhibition or originate from an NPIP certified flock that year. Breeding animals brought back for a second year must be tested in the 90 days preceding that fair.
13. All animals **except breeding rabbits** move into the Pickaway County Fair on Saturday.
14. All members taking a market animal, lactating dairy animal, or feeder calf to the County Fair are required to complete an online Drug Use Notification Form (DUNF) annually.
15. There is a dress code for all Junior Fair Livestock exhibitors for show and sale. All exhibitors are to wear long pants, collared shirts with no midriff showing, fully covered torsos and no open-toed shoes. Sports uniforms are not permitted.
16. All market animals will be shown in weight classes; classes will be determined at fair.
17. There will be a class winner for each market class except overweight & lightweight classes. No weight classes or awards for market animals that do not meet the weight requirements to sell. Light/heavyweight animals may be shown in showmanship only.
18. In order to show in an individual breed class, animals must show dominant breed characteristics; otherwise, animals must be shown in a crossbred class.
19. Animals used in showmanship must be the same animal that exhibitor used in market or breeding classes.
20. Animals selected for market classes may not also be used for breeding classes.
21. Weight limits for animals to sell in the fair sale are as follows:

Hogs	215 - 300 pounds
Lambs	90 pounds and over
Steers/Heifers	1,000 pounds and over
Dairy Feeders	350-650 pounds
Goats	50 pounds and over
Rabbits	3 - 6 pounds
Turkeys	minimum 20 pounds
Ducks	minimum of 13 pounds (per pen of 2)
Broilers	minimum 10 pounds (for pen of 2)
22. A Junior Fair exhibitor can sell only one animal individually unless he has two grand or reserve champions. All grand and reserve market animals must sell.
23. In the event that a packer buyer is not acquired for a market species by the Jr Fair Sale Committee or the Pickaway County Ag Society, the member would be responsible to market his/her own animal and would receive only the premium bid for their eligible individual market project minus the current year's sale commission fee. This premium bid is the amount the Junior Fair Sale buyer bids as a premium to the member without the cost of the animal. As an example: A buyer bids \$100.00. The member receives \$96.00 (\$100.00 - \$4.00 sale commission). The member would then be responsible for removing the animal from the fairgrounds at the release time and taking the animal to market. This would happen only if an acceptable packer could not be acquired.
24. There is a scheduled release time for all animals at the fair. Livestock should not leave their barn to be loaded until the release time. **Since Llamas, alpacas and horses share a barn, they will all have the same release time.**



WINNING 4-H PLAN

Making 4-H Accessible For Participants With Disabilities

The Winning 4-H Plan (W4HP) assists Extension professionals and volunteers by providing resources to aid them in developing accommodation plans to meet the needs of Ohio 4-H youth with disabilities. Access and inclusion are created with a combination of accessible programming, events, interactions, and spaces, with the goal of allowing the individual maximum independence and minimal intervention from others (such as advisors and educators). The learning and experiences that a member gains through 4-H are just as important, if not more important, as a “perfect” final project or a blue ribbon at the fair. Creating access is more than ensuring the member can attend 4-H events, it includes choosing an appropriate project, holding meetings and activities in accessible spaces, and including all members in all activities.

School vs. 4-H

There may be differences between 4-H accommodations and the accommodations received in secondary schools. Secondary school follows the Individuals with Disabilities Education Act of 2004 (IDEA), which is the nation’s special education law. Schools may need to alter requirements and provide accommodations, commonly with an Individual Education Plan (IEP), to ensure that students can be successful. Schools provide evaluation services to diagnose disabilities and identify accommodations.

Ohio 4-H and OSU Extension, as part of The Ohio State University, are required to provide reasonable accommodations and access through Section 504 of the Rehabilitation Act of 1973. This civil rights law prevents discrimination on the basis of having a disability. Any organization receiving federal funding must comply with Section 504. Unlike secondary schools, the family is responsible for seeking services, and an IEP does not directly transfer to 4-H. Although 4-H participants are typically secondary school students, the accommodations process is similar to that of college students. [Students with Disabilities Preparing for Postsecondary Education](#) may help families set expectations for accommodations within 4-H.

Basic Procedures for Creating a Winning 4-H Plan

1. 4-H parent/guardian submits request form to local Extension office. Request forms must be submitted in a time frame that is reasonable to consider the request and implement the approved accommodations. It is beneficial to turn the form in as early as possible prior to the event.
2. County 4-H professional reviews request then meets with 4-H parent/guardian (and member) to discuss the request.
3. County 4-H professional determined reasonable accommodations, then sends notification of approved accommodations to the parent/guardian.
4. Parent/Guardian communicates approved accommodations with those who need to know.
5. The Winning 4-H Plan should be reviewed annually to discuss any changes that may be needed to the accommodation plan.

Ohio 4-H encourages youth to be actively involved, as much as they are able, in the process of communicating about their disability and finding suitable accommodations. Ohio 4-H promotes self-advocacy, which provides the opportunity for youth to represent themselves, their beliefs, and their interests. When 4-H youth advocate for themselves, they have the opportunity to advance their confidence, communication, and leadership skills, which prepares them to be college and career ready.

The 4-H professional will work with others such as fair staff, committees, and judges as necessary to meet the requirements of the approved accommodations. Accommodations related to Junior Fair events are managed by the county Ag Society and specie committee. Be sure to talk with the county 4-H professional if you have questions. Communication is key to successful implementation.

*additional information can be found at <https://ohio4h.org/about/join-4-h#winning-plan>

SKILLATHON JUDGING

What is a Skillathon?

All 4-H projects require an interview style judging to complete the project. Skillathon is the name of that judging for livestock, llama, horse and dog projects that will be shown at the county or state level. (It does not include Pet Rabbit, Pygmy Goats, Horseless Horse, or You & Your Dog). You will complete a Skillathon Judging for each specie area you are taking.

Skillathon Judging takes place at least one week prior to fair and consists of 2 parts: 1. A series of three short on-line quizzes, and 2. An interview with a judge that includes a project book review. Advisors, parents, alumni and community members serve as judges.


How do I prepare for Skillathon?

Most projects have a Resource Handbook with lots of great information to help you with your project. You are not expected to know everything in your Handbooks! Skillathon stations rotate every other year but you can expect to see three of the following stations most years:

- Parts/Anatomy (not skeletal!)
- Breeds
- Conformation/Structure (like feet/legs or ears/tails for rabbits)
- Medication Insert or Medication Label
- Equipment (Dogs & Horses)
- Ailments & Disorders (Rabbits)
- Ear notching or Wholesale cuts (Hogs)
- Mammary Structure (Dairy)

These interview stations appear on a rotating basis:

- Feed Tag
- Feed Identification



Project Books – A new project book is required each year and must be complete through the week of judging. Members with incomplete books are ineligible to exhibit at the fair. Members may be granted an extra day to complete their books, but continued occurrences of this issue will result in immediate disqualification from Junior Fair exhibition. Horse members should review their project book requirements for which books to complete and bring.

Each 4-H club has been given a very expensive Skillathon CD for their members to practice with. It allows members to both study and take the quizzes. Alternatively, clubs can check out Skillathon kits to utilize at their meetings. Because of cost and availability, we do not check out CD's or kits to individual families.

What should I bring with me?

On Skillathon day, dress appropriately, bring your completed project book(s), and arrive at your scheduled time. Allow an hour to complete your judging, longer if you come during Open times.

When is Skillathon Judging?

Two dates in June and an Early Judging date in late May are publicized in November. 4-H Clubs and FFA Chapters are scheduled for a time and day. Judging schedules are posted on May 1. If you need to attend Early Judging instead, you must contact the Extension Office for an appointment. We recommend that children with extreme special needs attend the Early Judging day so we can prepare for a more 1-on-1 experience.

SELF-DETERMINED PROJECT TIP SHEET

Self-Determined projects can be tricky, especially if you are in your first couple years of taking a 4-H project. While we greatly discourage members under the age of 12 from taking a self-determined project, this project is open to all project age members. The style of this project can lead to uncertainty, so we want to make sure you are prepared for success!

About the Self-Determined Project

- ✿ You are required to utilize the Self-Determined #365 project guide. Be sure you sign up for correct category from the beginning.
- ✿ Every 4-H project book requires a set number of activities to meet the goals of the project, at least two learning experiences, at least two leadership experiences, and a project summary. That is still true for the Self-Determined project, but you must come up with all of these items yourself.
- ✿ Some Self-Determined projects areas are popular and may have an Idea Starter sheet to assist you in setting your Interest Areas and the Activities for each area. Idea Starters do not include everything you need to complete your project but will give you a great basis to begin your planning.

What should a Self-Determined Project look like?

- ✿ Self-Determined projects that are about making one particular craft or item are typically not successful. This is because they may be a wonderful activity, but they are not a complete 4-H project.
- ✿ A successful Self-Determined project includes many if not all of the following: selecting a topic, research, determining the parts to learn, setting up tours or interviews, attending clinics, purchasing the components, and finally making the project item. To complete your project, write a project summary, construct a tri-fold board, and bring everything to 4-H project judging.

What should I bring to judging?

- ✿ 4-H Interview Judging is the opportunity for a member to show the judge what they learned through their project experience.
- ✿ Members should bring their completed Self Determined Project Guide, an item that demonstrates/shows their completed project, and a tri-fold display board that emphasizes highlights of their project experience, accomplishments, and what they learned.
- ✿ Be prepared to discuss why you selected your project area, what you did, and what you learned. Judging times are typically 10-15 minutes, so practice what you will say before you arrive.

Ohio State Fair Self Determined Day

- ✿ Most non-livestock 4-H projects have one junior and one senior who advance to the Ohio State Fair with their project. Self-Determined is different in that youth advance in categories such as General, Companion Animal, Creative Arts, Family Life, Natural Resources, Quilt, STEM, and Workforce Prep. Categories match those in 4-HOnline.
- ✿ The decision to send a member to State competition is always at the discretion of the judge.
- ✿ Youth advancing to the State Fair will be announced during county 4-H project awards.

7. Space the items of the menu so that the written menu is symmetrical. Here are a few examples:

	Tomato Bouillon	
Cheese Puffs		Celery Curls
	Grilled Pork Chop	
Baked Potatoes		Asparagus
Grapefruit Salad		Hot Rolls
	Apple Pie	
	Coffee	


Roast Beef
 Mashed Potatoes with Gravy
 Green Beans
 Tossed Salad
 Hot Rolls
 Strawberry Shortcake
 Milk Coffee

	Fresh Orange Juice	
Farina		Top Milk
	Popovers	
Milk		Coffee

	Tomato Juice	
Scrambled Eggs		Bacon
	Toast	
Milk		Coffee

Creamed Tuna on Toast
 Lettuce Salad
 Peaches
 Cookies
 Milk

EXAMPLE OF A TYPICAL 4-H PLACE SETTING



Utensils are placed one inch from the edge of the table

2026 PICKAWAY COUNTY 4-H PROJECT JUDGINGS

WEDNESDAY, June 3, 2026 * 1:00-5:00 PM

EARLY-JUDGING – Extension Office

***CALL FOR AN APPOINTMENT**

FRIDAY, JUNE 12 & MONDAY, JUNE 15, 2026 * 10:00-7:00 PM

LIVESTOCK SKILLATHON JUDGING AT FAIRGROUNDS

SCHEDULED BY CLUB/CHAPTER

SCHEDULE POSTED MAY 1ST

WEDNESDAY, JUNE 24, 2026 * 9:00 AM – 2:00 PM

ALL SPECIAL INTEREST PROJECTS

Alcohol & Drug Abuse	All About Dogs	Am I Ready for Work?
Arcs & Sparks	Assistance Animals	ATV Safety
Basic Archery	Be a Sustainability Hero	Beekeeping
Bicycling for Fun-Level 1	Canning & Freezing	Cat 1 – Purrfect Pals
Cat 2 – Climbing Up	Cat 3 – Leaping Forward	Cavy
Club Leadership 1	Club Leadership 2	Crank It Up
Discovering 4-H	4-H Around the Globe	Edible Landscapes
Empowering Personal Finance	Exploring Personal Finance	Exploring Ponds
Explore the Outdoors	Exploring Polar Science	Farm to Table to Career
Field Crops & Forages	Finding Your Voice	Finishing It Up
First Aid in Action	Beginning Fishing	Intermediate Fishing
Geology	Goats: Pygmy	Growing with the Seasons
Grow Your Own Vegetables	Here, There, Ag Careers	Horseless Horse
How Does Your Garden Grow	How the Herd Multiplies	Insect Adventures 1,2 & 3
Leadership Master	Leadership Road Trip(& ibook)	Local Government
Mentoring: Leadership Action	Making the Cut	Measuring Up
Medicine Science & Safety	My Hands to Larger Service	Nailing it Together
Not Just Knots	Ohio Birds	Microscope Mysteries
Pantry Panic	Paper Circuits	Pet Rabbit
Pocket Pets	Ready, Set, Mow	Relationships 101
Rockets	Robotics Essentials	Robotics Master
Safe Use of Guns	Science Fun with Dairy Foods	Science Fun with Electricity
Science Fun-Flight	Science Fun-Kitchen Chemistry	Science Fun-Physics
Self- Determined	Shooting Sports (all projects)	Smart Circuits
Superhero You	Tracking Health & Fitness	Tractor 2: Gearing Up
Tractor 3: Moving Out	Tractor 4: Learning More	Trapping Muskrats in Ohio
Tune It Up	Vet Science 1, Airedale-Zebra	Vet Science 2, All Systems Go!
Vet Science 3, Cutting Edge	Warm It Up	Water Matters
Why Trees Matter	Woodworking Master	You and Your Dog
Young Engineers Solar Energy	Young Engineers in Space	You're Hired
You're the Athlete	Your Feelings Matter	Your Thoughts Matter

WEDNESDAY, JUNE 24, 2026 * 9:00 AM

The Following projects will have interview judging on Special Interest Judging Day: Rockets Away-2 liter, Science Fun with Flight, Rockets Away-Solid Fuel, and Solid Fuel Rocketry Master.

ROCKET LAUNCH

An optional opportunity to launch their rockets will take place after lunch. Awards will be given to winners of the launch categories.

THURSDAY, JUNE 25, 2026 * 9:00 AM – 2:00 PM

FOOD & NUTRITION PROJECTS

Beyond the Grill	Cooking on My Own	Take a Break for Breakfast
Grill Master	Kitchen Boss	Let's Start Cooking
Let's Bake Quick Breads	Party Planner	Pumpkin Munchkin
Racing the Clock to Awesome Meals		Snack Attack
Sports Nutrition	Everyday Food & Fitness	Star Spangled Foods
The Global Gourmet	Yeast Breads on the Rise	

CREATIVE & LEISURE ARTS & HOME ECONOMIC PROJECTS

Cake Decorating	Candy Making	My Favorite Things
You Can Quilt	Quilting the Best Better	Get Started in Art
Graphic Design	Knitting it Together	Family History Treasure Hunt
Photography 1, 2 & 3	Photography Master	Scrapbooking
The Writer in You	The Laundry Project	It's My Home
Makeover My Space	Living on Your Own	Sewing and Textiles Master

THURSDAY, JUNE 25, 2026 * 11:00 AM – 2:00 PM

CLOTHING PROJECTS

Sew Fun	Designed by Me	Sundresses & Jumpers
Terrific Tops	Clothing for Middle School	Clothes for HS and College
Accessories for Tweens	Outerwear for Anywhere	Look Great for Less
Em-bel-lish	Sew for Others	Ready, Set, Sew Active
Loungewear	Shopping Savvy	Creative Costumes
Dress Up Outfit	Clothing for Your Career	

STYLE REVIEW FOR ALL CLOTHING PROJECTS WILL TAKE PLACE ON THURSDAY, JUNE 25 AT 6:00 PM

4-H AWARD PRESENTATIONS

Special Interest projects	June 24 at 4:00 pm
Food, Creative Arts & Home Ec projects	June 25 at 3:00 pm
Clothing projects	June 25 as part of Style Review

2026 Pickaway County Livestock Requirement Summary -updated 11/12/25

not a complete listing of fair rules

**Pre-Fair Tagging will take place for Market Beef on Thursday, Dec. 4, 2025
and for Market Hogs, Sheep, Goats & Dairy Beef Feeders on April 18, 2026.**

Class/ Project	Exhibition Limits	Recommended Birth Date	Posses- sion	Pre-Fair Tagging	Entries	Quality Assurance & Skillathon Judging	DUNF	Animal Requirements for Fair
Market Beef	May show 1 or 2 market steers or market heifers.	January-March of previous year	11/30/25	12/4/25	5/15/26	Complete QA by May 1. June Skillathon	Yes	Should be dehorned and castrated by Nov. 30. Must tag on December 4, 2025 Minimum weight at fair is 1000 lbs Show is partial-terminal.
Beef Breeding		Per class entered	4/15/26		5/15/26	June Skillathon	No	May be heifers or cows. No bull calves.
Beef Feeder Calf	May show 1 or 2 beef feeders DO NOT SELL AT FAIR	December- January *must be born after October 1	4/15/26		5/15/26	June Skillathon	Yes	May be heifers or steer calves. Steer calves must be castrated and healed. Fair weight is 350-650 lbs.
Dairy Beef Feeder	May show 1 or 2 dairy beef feeders. (DBF have same option to sell as other market animals.)	December- January	4/15/26	4/18/26	5/15/26	June Skillathon	Yes	Must be steer calves. Must be de-horned, castrated & healed by April 18. Must tag on April 18, 2026 Fair weight is 350-650 lbs.
Dairy Calves & Heifers		Per class entered	4/15/26		5/15/26	June Skillathon	No	
Dairy Cows		Per class entered	4/15/26		5/15/26	Complete QA by May 1. June Skillathon	Yes	
Llamas & Alpacas			4/15/26		5/15/26	June Skillathon	No	Exhibitors under 13 may not show an intact male over the age of 24 months.
Goats: Dairy, Meat, Fiber, Pack, Harness	No pack or harness classes will take place.	Per class entered	4/15/26		5/15/26	Dairy Goats Complete QA by May 1. June Skillathon	Yes if lactat- ing	ALL goats must have a Scrapie I.D. tag or tattoo from the breeder. Registration tattoos must be accompanied by a Registration Certificate (must bring to fair).

Class/ Project	Exhibition Limits	Recommended Birth Date	Posses- sion	Pre-Fair Tagging	Entries	Quality Assurance & Skillathon Judging	DUNF	Animal Requirements for Fair
Goats: Pygmy	Pygmy goats are <u>not</u> brought to fair. Pygmy projects are judged at Special Interest Judging.		4/15/26		NA	N/A	No	Pygmy goats should not be brought to Wednesday Interview Judging
Market Goats	May show 1 or 2 market goats	December- January *Must be born after December 1.	4/15/26	4/18/26	5/15/26	Complete QA by May 1. June Skillathon	Yes	ALL goats must have a scrapie ID tag or tattoo from the breeder. Registration tattoos must be accompanied by a Registration Certificate regardless of doe or wether. Must tag on April 18, 2026 Minimum weight at fair is 50 lbs. Goat must be dehorned. No spurs or horns to exceed 2 inches. Show is partial-terminal.
Market Turkeys	May show <u>1 or 2</u> birds.	16-20 weeks before fair *Must be from current year's hatch	4/15/26		5/15/26	Complete QA by May 1. June Skillathon	Yes (will get ID at fair)	Must have proof that poultry is from Pullorum-free flock or be blood tested by a vet at least 2 weeks before fair. Turn in proof at Saturday move-in. Male or female. Fair weight is min20lbs
Exhibition Turkeys	May show 1 bird		4/15/26		5/15/26	June Skillathon	No	Must have proof that poultry is from Pullorum-free flock or be blood tested by a vet at least 2 weeks before fair. Turn in proof at Saturday move-in.
Hens & Pullets	Exhibit 1 or 2 pens of 2 pullets (non-layers) or 2 layers.	Hens 7/20-12/31 of previous year. Pullets after Jan 1 current year.	4/15/26		5/15/26	June Skillathon	No	Must have proof that poultry is from Pullorum-free flock or be tested prior to fair. Turn in proof at Saturday move-in.
Market Chickens	Exhibit 1 <u>pen of 2</u> broilers.	7-8 weeks before fair *Must be from current year's hatch	5/15/26		5/15/26	Complete QA by May 1. June Skillathon	Yes (will get ID band at fair)	Must have proof that poultry is from Pullorum-free flock or be tested prior to fair. Turn in proof at Saturday move-in. Show is partial-terminal Male or female Weight at fair is min.10 lbs for pen of 2.
Exhibition Chickens	Exhibit pens of 2 birds. Will show by breed (no more than 1 entry per exhibitor per breed) Breed classes with less than 3 entries will show AOB.	Minimum hatch date of 1/1/26	4/15/26		5/15/26	June Skillathon	No	Must have proof that poultry is from Pullorum-free flock or be tested prior to fair. Turn in proof at Saturday move-in. 1 male/1 female or 2 females

Class/ Project	Exhibition Limits	Recommended Birth Date	Posses- sion	Pre-Fair Tagging	Entries	Quality Assurance & Skillathon Judging	DUNF	Animal Requirements for Fair
Exhibition Ducks	Exhibit pens of 2 birds. Will show by breed (no more than 1 entry per exhibitor per breed)		4/15/26		5/15/26	June Skillathon	No	1 male/1 female or 2 females
Market Ducks & Market Geese	Exhibit 1 pen of 2 ducks or 2 geese. (Market geese will sell if packer will take them.)	10-12 weeks before fair *Must be from current year's hatch	4/15/26		5/15/26	Complete QA by May 1. June Skillathon	Yes (will get ID band at fair)	Male or female Weight at fair is min.13 lbs for pen of 2.
Market Rabbits	May show 1 or 2 rabbits. Market rabbits show individually, not as a pen.	April 1	5/15/26		5/15/26	Complete QA by May 1. June Skillathon	Yes	Weight at fair is 3-6 lbs. Each rabbit must be entered individually DUNF required. Show is partial-terminal
Breeding Rabbits	Will show by breed with one entry per age class per breed. Breed classes with less than 3 entries will show AOB.		4/15/26		5/15/26	June Skillathon	No	Must have a permanent tattoo prior to fair.
Market Lamb	May show 1 or 2 lambs.	December-January	4/15/26	4/18/26	5/15/26	Complete QA by May 1. June Skillathon	Yes	May be wethers or ewes. Males must be castrated. ALL lambs must have a Scrapie I.D. from the breeder. Must tag on April 18, 2026 Minimum weight at fair is 90lbs. There is no top weight limit Show is partial-terminal
Sheep Breeding	Will show by type instead of by breed: Wool, Meat, Commercial/Crossbred	Per class entered	4/15/26		5/15/26	June Skillathon	No	Ewes must have a Scrapie I.D. from the breeder.
Dogs	Member may enter one class per dog. Dog must be owned by member or member's immediate family.		4/1/26		5/01/26 by member	June Skillathon	No	Dog must be 6 months old or older. Dog must have county license. Must have Vet complete Certificate of Vaccination current through August 9, 2026.

Class/ Project	Exhibition Limits	Recommended Birth Date	Possession	Pre-Fair Tagging	Entries	Quality Assurance & Skillathon Judging	DUNF	Animal Requirements for Fair
Market Hog	Maximum of 4 total hogs with maximum of 2 crossbreds.		4/15/26	4/18/26	5/15/26	Complete QA by May 1. June Skillathon	Yes	May be barrows or gilts. Market Hogs & Purebred barrows must tag on April 18, 2026 Fair weight is 215-300 lbs. Show is partial-terminal.
Swine Breeding	Will not show at the Pickaway County Fair but must be enrolled and complete project if showing in Ohio State Fair Breeding. May not use animals being used for market project.		4/15/26		NA	June Skillathon	No	Breeding hogs will not show at Pickaway County Fair in 2026. To show at Ohio State Fair, member must take a Breeding project and complete county Skillathon including book.
Horses	May register a maximum of 3 horse project animals. Exhibitors wishing to compete at State Fair must qualify at a PAS Show. Members MUST submit PAS results and State Fair registration by July 1.		4/15/26		5/01/26 by member	All equine members and a parent must complete the on-line EquiSTEP Program. June Skillathon	No	Horse must be owned by member, immediate family or leased. Members leasing their horse must file a copy of the lease agreements with their Horse Show Entry Forms. PAS will NOT be offered at Pickaway Fair. Exhibitors may try out at two single-judged shows. Appropriate paperwork is required! No releases for PAS during fair will be granted.

Breeding Animal Identification

It is the responsibility of all exhibitors to properly ID all non-market animals prior to the May 15 Jr Fair registration deadline.

Pickaway County Exhibition Limits:

A member may exhibit a maximum of ten animals at the county fair with a maximum of five of those being market. A maximum of two market animals may be exhibited in each specie area except market hogs which may exhibit a total of 4 (see details on class limits) and market poultry which may exhibit one pen of market chickens, one pen of ducks and up to two individual turkeys. (Note: Each Poultry project, i.e. Pen of 2 ducks, pen of 2 broilers, pen of 2 fancy birds, etc. counts as one animal. For Breeding poultry no more than one entry per exhibit per breed. For Breeding rabbits no more than one entry per age class per breed. Each market rabbit is an individual entry. Purebred barrows are a market animal and count in the 5 market animal limit.)

State Fair Entries:

You MUST be enrolled and complete each project at the county level that you wish to show in at the Ohio State Fair.

- January 15 Market beef entries consisting of EID tags and hair follicle samples must be received at State
- May 1 Quality Assurance must be complete whether exhibiting at Pickaway County Fair, State Fair, or both.
- June 20 Deadline for livestock, rabbit, poultry entries, dog entries (All can be completed on-line). **MUST be entered on-line with no late market or breeding entries accepted.**
- July 1 Deadline for State Fair Horse entries for all who qualify. A negative Coggins test that was completed after January 1, 2026 must be included.

2026 Project Completion and Judging Requirements

Project Number and Name	Project Completion Requirements See each project book for complete details.	Judging Requirements	Judging and Show
-------------------------	--	----------------------	------------------

Animal Sciences

101 How the Herd Multiplies	Activities in all interest areas Project Summary	Project Book Display or one item used to meet project completion guidelines.	Fair-Wednesday
------------------------------------	---	---	----------------

Beef

<p>117 Beef Project and Record Book (for beef breeding, beef feeder, dairy feeder, and market beef projects)</p>	<p>This record book is used for all beef projects, but members must enroll in each beef project choice separately. Only one record book is needed for any given year. A new book must be purchased annually.</p> <p>Project animal by required date Project goals and objectives Member Project Guide, Quality Assurance, and Animal Records sections At least 1 topic of interest At least 5 learning activities At least 2 learning experiences At least 2 leadership/citizenship activities. County project judging Must bring completed book to judging All animals should be vaccinated appropriately!</p>	<p>117M - Market Beef (Steers/Heifers)</p> <ul style="list-style-type: none"> • Show 1 or 2. Only 1 may sell • In possession and on feed by Nov 30 • Must attend tagging in Dec. • Must weigh at least 1000 lbs to sell • Quality Assurance by May 1 <p>117B – Beef Breeding</p> <ul style="list-style-type: none"> • Show heifer(s) or cow(s) • No bull calves <p>117BF – Beef Feeder</p> <ul style="list-style-type: none"> • Show 1 or 2 feeder calves that are weaned, on feed, and halter broke • Does not sell • Calf may be steer (castrated and healed) or heifer but may only be shown in Feeder class. • Must be dehorned, completely healed & infection free • Must be born after Oct 1 previous year • Must weigh 350-650 lbs at fair <p>117 DF – Dairy Beef Feeder</p> <ul style="list-style-type: none"> • Show 1 or 2 feeder steers • Has same sale choices as other market • Recommended born after Dec 1 of previous year • Must be of dairy breeds only • Must be owned, on feed, dehorned, and castrated by April 15. • Must attend tagging in April • Must weigh 350-650lbs at fair 	<p>Pre-Fair-Skillathon (bring <u>completed</u> book)</p> <p>Fair-Wednesday</p> <p>*All animals in this project are shown as beef animals. *An animal may only be shown in one class/category. *DUNF required for Market Beef, Beef Feeders and Dairy Beef Feeders</p>
---	---	---	--

Project Number and Name	Project Completion Requirements See each project book for complete details.	Judging Requirements	Judging and Show
Companion Animals and Rabbits			
200 All About Dogs	All 8 activities and Talking It Over At least 2 learning experiences At least 2 leadership/citizenship activities Project Review County project judging	Project Book Any additional activities used to meet project completion guidelines (no dog as this is a “dogless dog” project)	Fair-Wednesday
201 Dog Project and Record Book (for pet, obedience, showmanship, performance and working dog projects)	Project animal by required date Project goals Member Project Guide, Dog Care and Welfare, and Animal Records sections Pickaway County 4-H Dog Registration due May 1. Dog must have all required immunizations <u>given by vet and submitted by May 1.</u> County project judging *Resource Handbook for this project was updated for 2024.	202 Dog Achievement Program	Complete on-line or with book. Provide proof to advisor
		201D You and Your Dog: <ul style="list-style-type: none"> • Project Book • Dog to fair • Any additional activities used to meet project completion guidelines 	Fair-Wednesday
		201O Obedience, 201S Showmanship, 201P Performance, 201W Working <ul style="list-style-type: none"> • Project Book to Skillathon • Dog to Fair 	Pre-Fair-Skillathon (bring <u>completed</u> book) Fair-Friday *NOTE: Pickaway County does not offer Performance classes at the fair. Members may show in Performance classes at the Ohio State Fair
210 Assistance Animals in Action	All 8 activities and Talking It Over questions At least 2 learning experiences At least 2 leadership/citizenship activities Project Review County project judging	Project Book Any additional activities used to meet project completion guidelines No dog required as this is a knowledge project	Fair-Wednesday
215 Cavy Project and Record Book	Project animal by required date Project goals and objectives Member Project Guide, animal care and welfare activities, and animal records At least 5 of the learning activities At least 2 learning experiences At least 2 leadership/citizenship activities County project judging	Project Book Animal (bring to judging in carrier) Any additional activities used to meet project completion guidelines.	Fair- Wednesday

Each non-livestock project must have an educational display relating to the project work that is placed in the 4-H club booth. It does not have to be an item that will be utilized at the judging. Each club must have a booth. Interview judging is required for project completion for all projects except Dog Achievement.

Project Number and Name	Project Completion Requirements See each project book for complete details.	Judging Requirements	Judging and Show
216 <i>Purr-fect Pals, Level 1</i>	Cat-a-logue Your Knowledge evaluation, before and after project At least 7 activities each year	Project Book Cat (bring to judging in carrier) Any additional activities used to meet project completion guidelines.	Fair- Wednesday
217 <i>Climbing Up! Level 2</i>	Cat-a-logue Your Knowledge evaluation, before and after project At least 7 activities each year	Project Book Cat (bring to judging in carrier) Any additional activities used to meet project completion guidelines.	Fair- Wednesday
218 <i>Leaping Forward Level 3</i>	Cat-a-logue Your Knowledge evaluation, before and after project At least 7 activities each year	Project Book Cat (bring to judging in carrier) Any additional activities used to meet project completion guidelines.	Fair- Wednesday
220 <i>Pocket Pets Project and Record Book</i> (gerbils, hamsters, mice and rats only)	Project animal by required date Project goals and objectives Member Project Guide, animal care and welfare activities, and records At least 5 of the learning activities At least 2 learning experiences At least 2 leadership/citizenship activities	Project Book Animal (bring to judging in carrier) Any additional activities used to meet project completion guidelines.	Fair- Wednesday

Project Number and Name	Project Completion Requirements See each project book for complete details.	Judging Requirements	Judging and Show
<p>228 Rabbit Project and Record Book (for Breeding Rabbit Market Rabbit, and Pet Rabbit projects)</p>	<p>This record book is used for all rabbit projects, but members must enroll in each rabbit project choice separately. Only one record book is needed for any given year. A new book must be purchased annually.</p> <p>Project animal by required date At least 5 learning activities At least 2 learning experiences At least 1 topic of interest At least 2 leadership/citizenship activities Animal Records and Quality Assurance sections Club or county level project review County project judging</p>	<p>228BR-Breeding Rabbits*</p> <ul style="list-style-type: none"> All Breeding Rabbits must have tattoo Breeding rabbits will be shown by breed according to ARBA standards. Breed classes with less than 3 entries will show in AOB. May show 1 animal per age class per breed per exhibitor. Two age divisions: 3-6 months and weaned. Over 6 months-No upper age limit but may only show in this class 2 years. 	<p>Pre-Fair-Skillathon (bring <u>completed</u> book) Fair-Sunday for Breeding and Showmanship, Thursday Market</p> <p>*Breeding rabbits will not stay at fair. They are to be brought on Sunday for the breeding show and then taken home.</p> <p>*DUNF required for Market Rabbits</p>
		<p>228MA-Market Rabbits</p> <ul style="list-style-type: none"> May show 2 rabbits Rabbits will receive a non-permanent ID at the fair at Saturday weigh-in Must weigh 3-6 lbs at fair to sell (approximately 10-12 weeks old) Quality Assurance by May 1 	
		<p>228PE –Pet Rabbits</p> <ul style="list-style-type: none"> Any breed, any sex, but kept as a pet and not enrolled elsewhere 	<p>Fair-Wednesday (Special Interest Judging). Bring rabbit in a carrier.</p>
Dairy Cattle			
<p>127 Dairy Calf, Heifer, and Cow Project and Record Book</p>	<p>Project animal by required date Project Guide, Animal Records, Financial Records and Quality Assurance sections County project judging</p>	<p>Project Book 1 or more animals–lactating cows may be brought day of show only, provided member has at least 1 dairy heifer/dry cow on exhibit for entire fair Quality Assurance by May 1.</p>	<p>Pre-Fair-Skillathon (bring <u>completed</u> book) Fair-Tuesday *DUNF required for lactating dairy cows</p>

Each non-livestock project must have an educational display relating to the project work that is placed in the 4-H club booth. It does not have to be an item that will be utilized at the judging. Each club must have a booth. Interview judging is required for project completion for all projects except Dog Achievement.

Project Number and Name	Project Completion Requirements See each project book for complete details.	Judging Requirements	Judging and Show
Goats			
135 Goat Project and Record Book (for dairy, fiber, harness, meat, pack, and pygmy projects)	This record book is used for all goat projects, but members must enroll in each goat project choice separately. Only one record book need be used for any given year. A new book must be purchased annually. Project animal by required date Project goals and objectives Member Project Guide, Quality Assurance, and Animal Records sections County project judging	135BD – Breeding-Dairy Goats <ul style="list-style-type: none"> • Dairy kids or dairy goats raised • Quality Assurance by May 1 135BM – Breeding-Meat Goats <ul style="list-style-type: none"> • Meat Production FEMALES raised 135F – Fiber Goats <ul style="list-style-type: none"> • Female goat(s) raised 135H – Harness Goats <ul style="list-style-type: none"> • Goat(s) raised 135M – Market Goats <ul style="list-style-type: none"> • 1 or 2 market goats • May be does or wethers • Must be dehorned • May be any breed including crossbred • Must attend tagging in April • Must weigh 50 lbs at fair to sell • Quality Assurance by May 1 135P – Pack Goats <ul style="list-style-type: none"> • Goat(s) raised 	Pre-Fair-Skillathon (bring <u>completed</u> book) Fair- Monday Market & Meat Breeding Show. Tuesday Dairy Goat Show. *DUNF required for market goats and lactating dairy goats *Scrapie ID required for ALL goats No Pack or Harness classes offered.
		135PY – Pygmy Goats 135C – Companion-Pet Goats <ul style="list-style-type: none"> • Any breed, any sex, but kept as a pet and not enrolled elsewhere 	Animals not shown at fair Fair-Wednesday (Special Interest Judging). Do not bring your goat.
Horses			
173 Horseless Horse	Planning Your Project section At least 4 interest areas All recommended activities in your selected interest areas At least 2 organized activities At least 2 leadership/citizenship activities One-page report	Project Book Any additional activities used to meet project completion guidelines.	Fair- Wednesday *this is a special interest project. Member will attend interview judging only

Project Number and Name	Project Completion Requirements	Judging Requirements	Judging and Show
174 Beginning Horse Management	See each project book for complete details. Project horse required by deadline Appropriate helmet and other equipment Planning Your Project section All interest areas-2 items in each At least 2 Things to Do in each interest area At least 2 leadership/citizenship activities Project record One-page report	Horse EquiSTEP Safety Program ANNUALLY for ALL participants by May 1 Project Book Exhibit Horse or Pony	Pre-Fair-Skillathon (bring <u>completed</u> book) Fair-Monday, Tuesday, Thursday
175 Light Horse Selection	Project horse required by deadline Appropriate helmet and other equipment Planning Your Project section All interest areas At least 2 Things to Do in each interest area At least 2 learning experiences At least 2 leadership/citizenship activities Questions on pages 55-57 Complete the judging description of your horse Completed 190R <i>Equine Record Book</i> One-page report	Horse EquiSTEP Safety Program ANNUALLY for ALL participants by May 1 Project Book AND Equine Record Book Exhibit Horse or Pony	Pre-Fair-Skillathon (bring <u>completed</u> books) Fair- Monday, Tuesday, Thursday
177 Horse Training: How to Talk to Your Horse	Project horse required by deadline Appropriate helmet and other equipment Completed 190R <i>Equine Record Book</i>	Horse EquiSTEP Safety Program ANNUALLY for ALL participants by May 1 Project Book AND Equine Record Book Exhibit Horse or Pony	Pre-Fair-Skillathon (bring <u>completed</u> books) Fair- Monday, Tuesday, Thursday
180 Learning to Jump	Project horse required by deadline Appropriate helmet and other equipment All 3 project areas At least 5 Things to Do in each interest area At least 2 learning opportunities At least 2 leadership/citizenship activities Completed 190R <i>Equine Record Book</i> One-page summary	Horse EquiSTEP Safety Program ANNUALLY for ALL participants by May 1 Project Book AND Equine Record Book Exhibit Horse or Pony	Pre-Fair-Skillathon (bring <u>completed</u> books) Fair- Monday, Tuesday, Thursday

Each non-livestock project must have an educational display relating to the project work that is placed in the 4-H club booth. It does not have to be an item that will be utilized at the judging. Each club must have a booth. Interview judging is required for project completion for all projects except Dog Achievement.

Project Number and Name	Project Completion Requirements See each project book for complete details.	Judging Requirements	Judging and Show
181 <i>Draft Horses</i>	Project horse required by deadline Appropriate helmet and other equipment Planning Your Project section Interest areas 1-5 and 7 (new members) Interest areas 2-7 (returning members) Things to Do in each interest area At least 2 learning opportunities At least 2 leadership/citizenship activities Completed 190R <i>Equine Record Book</i> One-page summary	Horse EquiSTEP Safety Program ANNUALLY for ALL participants by May 1 Project Book AND Equine Record Book Exhibit Draft Horse	Pre-Fair-Skillathon (bring <u>completed</u> books) Fair- Monday, Tuesday, Thursday
182 <i>Small Equine</i> <i>*must first complete</i> <i>174 Beginning Horse Management</i>	Project horse required by deadline Appropriate helmet and other equipment Project Areas 1-7, each with at least one activity At least 2 learning opportunities At least 2 leadership/citizenship activities Completed 190R <i>Equine Record Book</i> One-page summary	Horse EquiSTEP Safety Program ANNUALLY for ALL participants by May 1 Project Book AND Equine Record Book Exhibit Miniature Horse, Donkey or Mule	Pre-Fair-Skillathon (bring <u>completed</u> books) Fair- Monday, Tuesday, Thursday
184 <i>Standardbred Horse</i>	Project horse required by deadline Appropriate helmet and other equipment Planning Your Project section Explore all interest areas At least 2 Things to Do At least 2 project learning experiences and 2 leadership/citizenship activities Completed 190R <i>Equine Record Book</i> One-page summary	Horse EquiSTEP Safety Program ANNUALLY for ALL participants by May 1 Project Book AND Equine Record Book Exhibit Horse or Pony	Pre-Fair-Skillathon (bring <u>completed</u> books) Fair- Monday, Tuesday, Thursday
186 <i>Gymkhana</i>	Project horse required by deadline Appropriate helmet and other equipment All 3 project areas & Talking It Over questions At least 2 learning experiences At least 2 leadership/citizenship activities Completed 190R <i>Equine Record Book</i>	Horse EquiSTEP Safety Program ANNUALLY for ALL participants by May 1 Project Book AND Equine Record Book Exhibit Horse or Pony	Pre-Fair-Skillathon (bring <u>completed</u> books) Fair-Monday, Tuesday, Thursday

Project Number and Name	Project Completion Requirements	Judging Requirements	Judging and Show
187 <i>Roping</i>	See each project book for complete details. Project horse required by deadline Appropriate helmet and other equipment First year: complete activities 1-4 Year 2 and beyond: Complete activities 1-4, plus 2 additional activities. At least 2 learning experiences At least 2 leadership/citizenship activities Completed 190R <i>Equine Record Book</i>	Horse EquiSTEP Safety Program ANNUALLY for ALL participants by May 1 Project Book AND Equine Record Book Exhibit Horse or Pony	Pre-Fair-Skillathon (bring <u>completed</u> books) Fair-Monday, Tuesday, Thursday
188 <i>Trail Riding</i>	Project horse required by deadline Appropriate helmet and other equipment Planning Your Project section All interest areas At least 2 Things to Do in each interest area At least 2 project learning experiences and 2 leadership/citizenship activities Completed 190R <i>Equine Record Book</i> One-page summary	Horse EquiSTEP Safety Program ANNUALLY for ALL participants by May 1 Project Book AND Equine Record Book Exhibit Horse or Pony	Pre-Fair-Skillathon (bring <u>completed</u> books) Fair- Monday, Tuesday, Thursday
189 <i>Dressage</i>	Project horse required by deadline Appropriate helmet and equipment Planning Your Project section New members explore interest areas 1-4 and first year Completion of Project activities Repeating members complete Completion of Project activities All of the Things to Do At least 2 project learning experiences and 2 lead./citizenship activities Completed 190R <i>Equine Record Book</i> One-page report	Horse EquiSTEP Safety Program ANNUALLY for ALL participants by May 1 Project Book AND Equine Record Book Exhibit Horse or Pony	Pre-Fair-Skillathon (bring <u>completed</u> books) Fair- Monday, Tuesday, Thursday

Each non-livestock project must have an educational display relating to the project work that is placed in the 4-H club booth. It does not have to be an item that will be utilized at the judging. Each club must have a booth. Interview judging is required for project completion for all projects except Dog Achievement.

Project Number and Name	Project Completion Requirements See each project book for complete details.	Judging Requirements	Judging and Show
Llamas and Alpacas			
132 <i>Llama and Alpaca Project and Record Book</i>	Project animal by required date Project Goals and Objectives Member Project Guide, Animal Care and Welfare, and Animal Records sections County project judging	Project Book Exhibit Llama/Alpaca(s) raised	Pre-Fair-Skillathon (bring <u>completed</u> book) Fair-Wednesday *exhibitors under 12 may not show an intact male over the age of 24 months
Poultry			
150CE <i>Chicken Exhibition (Fancy Poultry)</i>	This record book is used for all poultry projects, but members must enroll in each poultry project choice separately. Only one record book need be used for any given year. A new book must be purchased annually. Project animal by required date Project goals and objectives Member Project Guide, Quality Assurance, and Animal Records sections County project judging	Project Book Pens of two birds: 1 male/1 female or 2 fem. Will show by breed. Any recognized breed may be shown. Breed classes with less than 3 entries will show in AOB. May show 1 pen per breed per exhibitor.	Pre-Fair-Skillathon (bring <u>completed</u> book) Fair- Wednesday *Pullorum-free certificate required
150CM <i>Market Chickens (Broilers)</i>		Project Book 1 pen of two meat-type chickens, either sex. Pen of 2 must weigh minimum of 10 lbs. Market poultry must be from current year's hatch Quality Assurance by May 1	Pre-Fair-Skillathon (bring <u>completed</u> book) Fair- Wednesday *DUNF required for market poultry *Pullorum-free certificate required
150CEP <i>Chicken Egg Production: Hens & Pullets</i>		Project Book 1 or 2 pens of two pullets or two layers	Pre-Fair-Skillathon (bring <u>completed</u> book) Fair- Wednesday *Pullorum-free certificate required

Project Number and Name	Project Completion Requirements See each project book for complete details.	Judging Requirements	Judging and Show
150DE <i>Duck Exhibition (Fancy)</i> 150GE <i>Goose Exhibition (Fancy)</i>	This record book is used for all poultry projects, but members must enroll in each poultry project choice separately. Only one record book need be used for any given year. A new book must be purchased annually.	Project Book Pens of two birds. Will show by breed. Any recognized breed may be shown. (May not show wild specie breeds.) Breed classes with less than 3 entries will show in AOB. May show 1 pen per breed per exhibitor.	Pre-Fair-Skillathon (bring <u>completed</u> book) Fair- Monday
150DM <i>Duck Market</i> 150GM <i>Goose Market</i>	Project animal by required date Project goals and objectives Member Project Guide, Quality Assurance, and Animal Records sections County project judging	Project Book Market-1 pen of 2 ducks or geese, either sex. Pen of 2 must weigh min. of 13 lbs. Market geese will sell if packer agrees Quality Assurance by May 1	Pre-Fair-Skillathon (bring <u>completed</u> book) Fair- Monday *DUNF required for market poultry
150TE <i>Turkey Exhibition (Fancy)</i>	This record book is used for all poultry projects, but members must enroll in each project choice separately. Only one record book need be used for any given year. A new book must be purchased annually.	Project Book 1 or 2 birds, either sex	Pre-Fair-Skillathon (bring <u>completed</u> book) Fair- Tuesday *DUNF required for market poultry *Pullorum-free certificate required
150TM <i>Turkey Market</i>	Project animal by required date Project goals and objectives Member Project Guide, Quality Assurance, and Animal Records sections County project judging	Project Book 1 or 2 birds, either sex Market poultry must be from current year's hatch Must weigh minimum of 20 lbs. Quality Assurance by May 1	Pre-Fair-Skillathon (bring <u>completed</u> book) Fair- Tuesday *DUNF required for market poultry *Pullorum-free certificate required
150H <i>Helmeted Guinea Fowl</i>	Project animal by required date Project goals and objectives Member Project Guide, Quality Assurance, and Animal Records sections County project judging	Project Book including photo of animal(s) raised	Pre-Fair-Skillathon (bring <u>completed</u> book) *These animals do not show at the fair and should not be brought onto the fairgrounds
Sheep			
198 <i>Market Lamb Project and Record Book</i>	Project animal by required date All activities County project judging	Show 1 or 2 market lambs, wethers or ewes Must attend tagging in April Must weigh minimum of 90 lbs to sell Quality Assurance by May 1	Pre-Fair-Skillathon (bring <u>completed</u> book) Fair- Wednesday *DUNF required for market lambs *Scrapie ID required for ALL sheep

Each non-livestock project must have an educational display relating to the project work that is placed in the 4-H club booth. It does not have to be an item that will be utilized at the judging. Each club must have a booth. Interview judging is required for project completion for all projects except Dog Achievement.

Project Number and Name	Project Completion Requirements	Judging Requirements	Judging and Show
198 <i>Sheep Breeding Project and Record Book</i>	See each project book for complete details. Project animal by required date At least 1 topic of interest At least 5 activities At least 2 learning experiences At least 2 leadership/citizenship activities Quality Assurance and Animal Records sections County project judging	Breeding animals exhibited must be ewe lambs, yearling ewes, and/or aged ewes. Will show by type instead of breed: Wool, Meat, Commercial/Crossbred	Pre-Fair-Skillathon (bring <u>completed</u> book) Fair- Wednesday *Scrapie ID required for ALL sheep
Swine			
140 <i>Swine Project and Record Book (for Breeding Hogs and Market Hog projects)</i>	This record book is used for all swine projects, but members must enroll in each swine project choice separately. Only one record book is needed for any given year. A new book must be purchased annually. Project animal by required date At least 1 topic of interest At least 5 activities At least 2 learning experiences At least 2 leadership/citizenship activities Animal Records and Quality Assurance sections Club or county level project review County project judging	<p>140 MA-Market Hog Project Book Quality Assurance by May 1 May show 4 total hogs. All hogs must weigh 215-300 lbs. All hogs must attend April tagging and be designated as Market barrow, market gilt, or Purebred barrow. <u>Market Barrow/Gilt classes:</u> Show 1 or 2 animals. May be barrows or gilts. <u>Purebred Barrow classes:</u> Must submit purebred registration papers.</p> <p>140 BR-Breeding Swine Project Book Will not show at county but may be show at state if complete project at the county level.</p>	Pre-Fair-Skillathon (bring <u>completed</u> book) Fair- Monday Showmanship. Tuesday Market & Purebred show. Purebred Barrows must meet breed assoc. standards. Friday Bred/Born/Raised show. *DUNF required for market and purebred hogs *A county breeding hog show will not take place in 2026.
Veterinary Science			
244 <i>From Airedales to Zebras, Level 1</i>	Set goals and record project highlights At least seven activities each year At least 21 of the activities in three years Complete the “Whaddya Know?” survey before and after activities Project evaluation	Project Book Display or one item used to meet project completion guidelines.	Fair-Wednesday

Project Number and Name	Project Completion Requirements	Judging Requirements	Judging and Show
245 <i>All Systems Go! Level 2</i>	See each project book for complete details. Set goals and record project highlights At least seven activities each year At least 21 of the activities in three years Complete the “Whaddya Know?” survey before and after activities Project evaluation	Project Book Display or one item used to meet project completion guidelines.	Fair- Wednesday
246 <i>On the Cutting Edge, Level 3</i>	Set goals and record project highlights At least seven activities each year At least 21 of the activities in three years Complete the “Whaddya Know?” survey before and after activities Project evaluation	Project Book Display or one item used to meet project completion guidelines.	Fair- Wednesday

About 4-H

91 <i>Discovering 4-H</i>	Activities in 9 interest areas Project summary	Project Book Display or one item used to meet project completion guidelines.	Fair- Wednesday
92 <i>4-H Around the Globe</i>	All seven activities At least two learning experiences At least two leadership/citizenship activities Project summary and project review	Project Book Display or one item used to meet project completion guidelines.	Fair- Wednesday

Each non-livestock project must have an educational display relating to the project work that is placed in the 4-H club booth. It does not have to be an item that will be utilized at the judging. Each club must have a booth. Interview judging is required for project completion for all projects except Dog Achievement.

Project Number and Name	Project Completion Requirements See each project book for complete details.	Judging Requirements	Judging and Show
-------------------------	--	----------------------	------------------

Clothing and Textiles

Clothing and Textiles General Requirements:

1. A completely different outfit must be assembled for each project. A garment used to fulfill the requirements of one project may not be used to fulfill the requirements of another project.
2. Garments constructed to fulfill project requirements must be fully constructed by the member for the 4-H project.
3. All pieces made must be worn (except where otherwise indicated).
4. Construction projects will be judged both on and off the member when necessary. Members will be interviewed while wearing the garment and other clothing and accessories to complete the total look.
5. All seam finishes on clothing projects are acceptable as long as they are suitable to the fabric.
6. **Clothing judging will be held at the county fair** with the 4-H Style Revue following. Both are required for awards.
7. Be prepared to answer questions about your clothing project – why this procedure is necessary, why did you choose this method, how is this done.
8. Modeling awards will be presented at the Style Review.

Beginning Level

409 <i>Sew Fun!</i>	All 4 project areas and activities At least 2 learning experiences At least 2 leadership/citizenship activities A pin cushion and fully elastic-waisted skirt, shorts, pants, or capris Project summary and project review	Project Book Pin Cushion Wear complete outfit (bring additional clothing to change into)	Fair- Thursday Judging Fair- Thursday Style Review
410 <i>Designed by Me</i>	All 8 activities and all Talking It Over Embellish a T-shirt, sweatshirt, button down shirt, vest or jacket with at least 2 different techniques. At least 2 learning experiences At least 2 leadership/citizenship activities Project review	Project Book Wear complete outfit (bring additional clothing to change into)	Fair- Thursday Judging Fair- Thursday Style Review
413 <i>Sundresses and Jumpers</i>	All 5 project areas At least 2 learning experiences At least 2 leadership/citizenship activities A sundress or jumper Project review	Project Book Wear complete outfit (bring additional clothing to change into)	Fair- Thursday Judging Fair- Thursday Style Review

Project Number and Name	Project Completion Requirements See each project book for complete details.	Judging Requirements	Judging and Show
419 <i>Terrific Tops</i>	All 8 activities, including Talking It over questions At least 2 learning experiences At least 2 leadership/citizenship activities A top that is part of a complete outfit Project review	Project Book Wear complete outfit (bring additional clothing to change into)	Fair- Thursday Judging Fair- Thursday Style Review
407 <i>Accessories for Teens</i>	All 4 interest areas At least 1 additional 4-H activity At least 1 leadership/citizenship experience Wardrobe evaluation and accessories to complement at least 1 outfit At least 1 accessory: bag/purse, belt/cummerbund, footwear/shoe covers, hat, gloves, jewelry, removable collar/dickey/jabot, scarf/tie, muffler/shawl, socks/hosiery, or suspenders to complete the appearance of an outfit Project record and evaluation	Project Book Wear (or carry) at least 1 item made to add a finishing touch or to enhance the appearance of an outfit you select.	Fair- Thursday Judging Fair- Thursday Style Review
Intermediate Level			
411 <i>em•bel•lish: A 4-H Guide to Wearable Art</i>	All 10 activities and 3 journal pages At least one embellished garment At least 2 learning experiences At least 2 leadership/citizenship activities Project review	Project Book Wear complete outfit (bring additional clothing to change into if necessary)	Fair- Thursday Judging Fair- Thursday Style Review
412 <i>Sew for Others</i>	All 7 interest areas At least 2 learning experiences At least 2 leadership/citizenship activities Construct one complete outfit for the person of your choice OR adapt 3 different garments for someone with a disability Project review	Project Book The person for whom the outfit was completed should model for judging and Style Revue. Bring additional clothing for “model” to change into.	Fair- Thursday Judging Fair- Thursday Style Review

Each non-livestock project must have an educational display relating to the project work that is placed in the 4-H club booth. It does not have to be an item that will be utilized at the judging. Each club must have a booth. Interview judging is required for project completion for all projects except Dog Achievement.

Project Number and Name	Project Completion Requirements See each project book for complete details.	Judging Requirements	Judging and Show
415 <i>Ready, Set, Sew Active!</i>	All 9 activities At least 2 learning experiences At least 2 leadership/citizenship activities At least one garment that is part of an active sportswear outfit (swimming, jogging, tennis, etc.) Project summary and project review	Project Book Wear complete outfit (bring additional clothing to change into).	Fair- Thursday Judging Fair- Thursday Style Review
418 <i>Loungewear</i>	All 11 activities At least 2 learning experiences At least 2 leadership/citizenship activities A loungewear outfit to wear over garments you make or buy Project record, summary, and review	Project Book Wear complete outfit (bring additional clothing to change into if necessary).	Fair- Thursday Judging Fair- Thursday Style Review
424 <i>Clothing for Middle School</i>	All 5 interest areas At least 1 garment with sleeves or a skirt or pants plus a top such as a vest, collarless jacket, sweater, blouse, or other top, with or without sleeves At least 1 additional organized activity, 1 leadership/ citizenship activity and 1 career experience. Project evaluation and project summary	Project Book Wear complete outfit (bring additional clothing to change into)	Fair- Thursday Judging Fair- Thursday Style Review
430 <i>Shopping Savvy</i>	All 8 activities At least 2 learning experiences At least 2 leadership/citizenship activities An outfit, including accessories Project review	Project Book Wear complete outfit	Fair- Thursday Judging Fair- Thursday Style Review

Project Number and Name	Project Completion Requirements See each project book for complete details.	Judging Requirements	Judging and Show
Advanced Level			
406 <i>Clothes for High School and College</i>	All 5 major areas At least 2 additional organized activities At least 2 leadership/citizenship activities A wardrobe inventory At least 1 outfit w/ a minimum of 2 pieces or a 1-piece garment with sleeves, plus another style detail not tried before Repair at least 3 items from your wardrobe Project summary	Project Book Wear complete outfit (bring additional clothing to change into)	Fair- Thursday Judging Fair- Thursday Style Review
408 <i>Creative Costumes</i>	All 5 interest areas At least 1 learning experience At least 1 leadership/citizenship activity A costume from one of these categories: historical, ethnic/cultural, theatrical, or special interest Project record and evaluation summary	Project Book Wear complete outfit (bring additional clothing to change into).	Fair- Thursday Judging Fair- Thursday Style Review
417 <i>Dress-Up Outfit</i>	All 5 interest areas At least 1 learning experience At least 1 leadership/citizenship activity A dress-up garment with two or more new experiences (zipper, sleeves, new trim or fabric) and coordinate/incorporate/integrate into your total look Project evaluation and project review	Project Book Wear complete outfit (bring additional clothing to change into).	Fair- Thursday Judging Fair- Thursday Style Review
420 <i>Outerwear for Anywhere</i>	All 4 project areas and activities At least 2 learning experiences At least 2 leadership/citizenship activities An advanced-level outer garment, such as a coat, jacket, raincoat, cape, or other similar outer garment, and add other clothing accessories for a total look. Project review	Project Book Wear constructed outerwear garment with complete outfit to complete the total look.	Fair- Thursday Judging Fair- Thursday Style Review

Each non-livestock project must have an educational display relating to the project work that is placed in the 4-H club booth. It does not have to be an item that will be utilized at the judging. Each club must have a booth. Interview judging is required for project completion for all projects except Dog Achievement.

Project Number and Name	Project Completion Requirements	Judging Requirements	Judging and Show
425 <i>Look Great for Less</i>	See each project book for complete details. All 5 interest areas At least 1 learning experience At least 1 leadership/citizenship activity An inexpensive outfit Project record, summary, and evaluation	Project Book Wear the total look outfit. You may use only one minor garment from current wardrobe and two accessory items, excluding shoes.	Fair- Thursday Judging Fair- Thursday Style Review
426 <i>Clothing for Your Career</i>	All 5 interest areas At least 1 learning experience At least 1 leadership/citizenship activity An outfit with at least 2 pieces appropriate for a job, volunteer, work, or an interview (suit, uniform, or work outfit) At least 2 alterations A brief description of an interesting job. Job site visit or interview a professional, or both Project record and evaluation	Project Book Wear complete outfit (bring additional clothing to change into).	Fair- Thursday Judging Fair- Thursday Style Review
432M <i>Sewing and Textiles Master</i>	At least one non-clothing fabric item At least 2 learning experiences At least 2 leadership/citizenship activities Project records including interview, budget, and photos Judging activity	Project Book Display (visuals and records) Item(s) you constructed	Fair-Thursday *this is a Fine Arts project, not a clothing project.

Communication

377 <i>Finding Your Voice</i>	All 7 activities At least 2 learning experiences At least 2 leadership/citizenship activities Project review	Project Book Display or one item used to meet project completion guidelines.	Fair-Wednesday
-------------------------------	---	---	----------------

Project Number and Name	Project Completion Requirements See each project book for complete details.	Judging Requirements	Judging and Show
-------------------------	--	----------------------	------------------

Creative and Leisure Arts

Cake Decorating

492 <i>Cake Decorating Project and Record book</i>	At least 5 learning activities At least 2 learning experiences At least 2 leadership/citizenship activities Record of decorating skills and techniques Project and cake records Project summary and review	Project Book Decorated cake -cake itself may be real or styrofoam	Fair-Thursday
--	---	---	---------------

Collecting

496 <i>My Favorite Things</i>	All 8 activities At least 2 learning experiences At least 2 leadership/citizenship activities Project review	Project Book Photos or board describing and detailing your collection.	Fair- Thursday
-------------------------------	---	---	----------------

Fine Arts

499 <i>You Can Quilt!</i>	All 7 activities At least 2 learning experiences At least 2 leadership/citizenship activities Construct a Rail Fence or Four Patch mini-quilt Project summary and project review	Project Book Mini Quilt	Fair- Thursday
498 <i>Quilting the Best Better</i>	All 8 activities and all Quilting Quotes questions At least 2 learning experiences At least 2 leadership/citizenship activities Project review	Project Book Quilt	Fair- Thursday

Each non-livestock project must have an educational display relating to the project work that is placed in the 4-H club booth. It does not have to be an item that will be utilized at the judging. Each club must have a booth. Interview judging is required for project completion for all projects except Dog Achievement.

Project Number and Name	Project Completion Requirements	Judging Requirements	Judging and Show
591 Candy Making *Pickaway County only project	See each project book for complete details. Complete the experiments, activities and questions in the book Make 2 different fondants and 2 different caramels Make at least 1 recipe from each of page 12, 13 & 14	Project Book One example of crystalline candy and one example of non-crystalline candy	Fair- Thursday
592 Get Started in Art	All 11 activities At least 2 learning experiences At least 2 leadership/citizenship activities A final project Project summary and project review	Project Book One piece of art/poster	Fair- Thursday
593 Seeing Through Graphic Design	All 9 activities, including a portfolio, and all Talking It Over questions At least 2 learning experiences At least 2 leadership/citizenship activities Project summary and project review	Project Book Project Portfolio	Fair- Thursday
594 Knitting It Together	All activities At least 2 learning experiences At least 2 leadership/citizenship activities Project summary and project review	Project Book At least one knitted item used to complete project requirements	Fair- Thursday
Genealogy			
442 Family History Treasure Hunt	All 4 steps in What to Do, depending on number of years project is taken At least 1 other Learning experience At least 1 Leadership/citizenship activity Project review	Project Book Records of your family history and generation chart. Include any pictures, journal, clippings, and recordings.	Fair- Thursday
Photography			
584 Photography Basics, Book 1	At least 2 activities in each of the 4 project areas and the Talking It Over questions At least 2 learning experiences At least 2 leadership/citizenship activities Project review Photo journal or scrapbook	Project Book (can use same book 1-3 years) Display (a single mounted print, prints that tell a "photo story," OR prints that illustrate a project activity)	Fair- Thursday

Project Number and Name	Project Completion Requirements See each project book for complete details.	Judging Requirements	Judging and Show
585 <i>Next Level Photography, Book 2</i>	At least 2 activities in each of the 4 project areas and the Talking It Over questions At least 2 learning experiences At least 2 leadership/citizenship activities Project review Photo journal or scrapbook	Project Book (can use same book 1-3 years) Display (a single mounted print, a single mounted enlargement, prints that illustrate a project activity, OR a single print with published article representing a news story)	Fair-Thursday
586 <i>Mastering Photography Book 3</i>	At least 2 activities in each of the 4 project areas and the Talking It Over questions At least 2 learning experiences At least 2 leadership/citizenship activities Project review Photo journal or scrapbook	Project Book (can use same book 1-3 years) Display (a single mounted print, a single mounted enlargement, prints that illustrate a project activity, OR a single print with published article representing a news story)	Fair- Thursday
589M <i>Photography Master</i>	One major photography project At least 2 learning experiences At least 2 citizenship activities Project records including interview, budget, and portfolio Judging activity	Project Book At least (1) one print for display, mounted at participant's discretion , illustrating "the best" of the photographs and demonstrating the area of interest chosen to "master" in this year's project	Fair- Thursday
Scrapbooking			
497 <i>Scrapbooking: A 4-H Guide to Preserving Memories</i>	All 3 project areas (the last activity is optional) At least 2 learning experiences At least 2 leadership/citizenship activities A scrapbook Project review	Project Book Scrapbook	Fair- Thursday
Writing – for all writing projects, Junior age is 13 years old and under. Senior age is 14 years and older as of January 1.			
588 <i>The Writer in You</i>	All 11 activities including writing portfolio and all of the Talking It Over At least 2 learning experiences At least 2 leadership/citizenship activities Project review	Project Book Short story, poems, and journal	Fair- Thursday

Each non-livestock project must have an educational display relating to the project work that is placed in the 4-H club booth. It does not have to be an item that will be utilized at the judging. Each club must have a booth. Interview judging is required for project completion for all projects except Dog Achievement.

Project Number and Name	Project Completion Requirements See each project book for complete details.	Judging Requirements	Judging and Show
-------------------------	--	----------------------	------------------

Food and Nutrition

Food and Nutrition General Requirements: **Thursday of fair Project Judging**

1. Knowledge of USDA MyPlate found at www.choosemyplate.gov
2. A plan of food for one day written in proper menu form, including snacks, and including food prepared for judging.
3. One prepared dish (single serving is acceptable unless otherwise stated in project requirements) from a project book recipe. Do not bring additional food items.
4. One place setting appropriate for your food and menu including a tablecloth or mat. Centerpiece is optional.
5. For intermediate and advanced projects – cost per serving of food prepared. Exceptions: Quick Breads, Yeast Breads, Food & Fitness Choices, Dashboard Dining.
6. Project Portfolio – 3-pronged folder with 8 ½ x 11” pages. Participant must create a maximum of one page per activity or interest area as designated in the front of their project book. Pages can be collage, journaling, timeline, photo, or any format that illustrates the work and knowledge of the participant. Each page can be different or a combination of styles. No points given for scrapbooking style.
7. Fair Booth exhibit must be educational in nature. No food is permitted in fair booths.

Beginning Level

459 <i>Let's Start Cooking</i>	All 8 activities, including 6 recipes At least 2 learning experiences At least 2 leadership/citizenship activities Project Review	Project Book Project Portfolio Menu for one day Prepared dish Place setting	Fair- Thursday
481 <i>Everyday Food and Fitness</i>	All 7 activities, including 5 recipes At least 2 learning experiences At least 2 leadership/citizenship activities Project review	Project Book Project Portfolio Menu for one day Prepared dish Place setting	Fair- Thursday
484 <i>Snack Attack!</i>	All 7 activities, including 7 recipes At least 2 learning experiences At least 2 leadership/citizenship activities Project review	Project Book Project Portfolio Menu for one day Prepared dish Place setting	Fair- Thursday

Project Number and Name	Project Completion Requirements See each project book for complete details.	Judging Requirements	Judging and Show
487 <i>Take a Break for Breakfast</i>	All 5 activities, including at least 5 recipes At least 2 learning experiences At least 2 leadership/citizenship/career activities Project review	Project Book Project Portfolio Menu for one day Prepared dish Place setting	Fair- Thursday
Intermediate Level			
461 <i>Let's Bake Quick Breads</i>	All 8 activities, including 7 recipes At least 2 learning experiences At least 2 leadership/citizenship activities Project Review	Project Book Project Portfolio Menu for one day 3 biscuits AND either muffins or a specialty quick bread Place setting	Fair- Thursday
463 <i>Sports Nutrition: Ready, Set, Go</i>	All 5 activities, including recipes At least 2 learning experiences At least 2 leadership/citizenship activities Project review	Project Book Project Portfolio Menu for one day Prepared dish & Cost per serving Place setting	Fair- Thursday
472 <i>Grill Master</i>	All 6 activities, including at least 5 recipes and the Notes for Next Time At least 2 learning experiences At least 2 leadership/citizenship activities Project review	Project Book Project Portfolio Menu for one day Prepared dish (using grill) & Cost per serving Place setting	Fair- Thursday
475 <i>Star Spangled Foods</i>	All 7 recipe sections including 11 recipes At least 3 learning experiences At least 3 leadership/citizenship activities	Project Book Project Portfolio Menu for one day Prepared dish & Cost per serving Place setting	Fair- Thursday
477 <i>Party Planner: A 4-H Guide to Quantity Cooking</i>	All 8 activities, including 8 recipes At least 2 learning experiences At least 2 leadership/citizenship activities Project summary and project review	Project Book Project Portfolio Menu for one day Prepared dish (single serving) & Cost per serving Place setting	Fair- Thursday

Each non-livestock project must have an educational display relating to the project work that is placed in the 4-H club booth. It does not have to be an item that will be utilized at the judging. Each club must have a booth. Interview judging is required for project completion for all projects except Dog Achievement.

Project Number and Name	Project Completion Requirements See each project book for complete details.	Judging Requirements	Judging and Show
485 <i>Racing the Clock to Awesome Meals</i>	All 7 activities, including 1 recipe and the Notes for Next Time for each activity At least 2 learning experiences At least 2 leadership/citizenship activities Project review	Project Book Project Portfolio Menu for one day Prepared dish & Cost per serving Place setting	Fair- Thursday
1484 <i>Pumpkin Munchkin</i> *Pickaway County only project	Intermediate level project Learn about storing and keeping pumpkins Prepare at least 5 pumpkin foods	Project Book Menu for one day Prepared dish using pumpkin & Cost per serving Place setting	Fair- Thursday
Advanced Level			
462 <i>Yeast Breads on the Rise</i>	All 5 interest areas, including at least 6 recipes At least 2 learning experiences At least 2 leadership/citizenship activities Project record and summary	Project Book Project Portfolio Menu for one day 1 loaf of bread AND 1 other yeast product from the book. No icing, fruit, nuts, etc. Place setting	Fair- Thursday
467 <i>Cooking on My Own</i>	All 7 activities and Talking It Over questions At least 2 learning experiences At least 2 leadership/citizenship activities Project review	Project Book Project Portfolio Menu for one day Prepared dish & Cost per serving Place setting	Fair- Thursday
469 <i>Global Gourmet</i>	All 7 activities, including preparation of meals and Notes for Next Time At least 2 learning experiences At least 2 leadership/citizenship activities Project review	Project Book/records for the 7 countries Project Portfolio Menu for one day appropriate to the country chosen for the main meal Prepared foreign dish & cost per serving Place setting	Fair- Thursday
474 <i>Beyond the Grill</i>	All 6 activities, including 9 recipes At least 2 learning experiences At least 2 leadership/citizenship activities Project review	Project Book Project Portfolio Menu for one day Prepared dish & Cost per serving Place setting	Fair- Thursday

Project Number and Name	Project Completion Requirements	Judging Requirements	Judging and Show
476 <i>Kitchen Boss</i>	All 7 activities, including preparation of meals and Notes for Next Time At least 2 learning experiences At least 2 leadership/citizenship activities Project review	Project Book Project Portfolio Menu for one day Prepared dish & Cost per serving Place setting	Fair- Thursday

Healthy Living

300 <i>You're the Athlete</i>	At least 1 (of 7) section (Play Book, Practice Field, and Big Event) Either 2 other Play Book and at least 2 Practice Field activities OR 1 other section ((Play Book, Practice Field, and Big Event) At least 2 special learning experiences At least 2 leadership/citizenship/career applications "My Season highlights" (project summary)	Project Book Display or one item used to meet project completion guidelines.	Fair- Wednesday
353 <i>First Aid in Action</i>	All 12 interest areas 3 of the More Challenges activities At least 2 learning experiences At least 2 leadership/citizenship activities Project review	Project Book First Aid kit or any additional activities used to meet project completion guidelines.	Fair- Wednesday
354 <i>Medicine Science and Safety</i>	All 5 activities and all Talking It Over questions At least 2 learning experiences At least 2 leadership/citizenship activities Project summary and project review	Project Book Display or one item used to meet project completion guidelines.	Fair- Wednesday
355 <i>Tracking Your Health & Fitness</i>	All 10 activities, all Talking It Over questions, and a health and fitness log At least 2 learning experiences At least 2 leadership/citizenship activities Project summary and project review	Project Book Display or one item used to meet project completion guidelines.	Fair- Wednesday

Each non-livestock project must have an educational display relating to the project work that is placed in the 4-H club booth. It does not have to be an item that will be utilized at the judging. Each club must have a booth. Interview judging is required for project completion for all projects except Dog Achievement.

Project Number and Name	Project Completion Requirements See each project book for complete details.	Judging Requirements	Judging and Show
356 Relationships 101	All 10 activities and all Talking It Over questions At least 2 learning experiences At least 2 leadership/citizenship activities Project review	Project Book Display or one item used to meet project completion guidelines.	Fair-Wednesday
357 Alcohol and Drug Abuse	All 12 activities and Talking It Over questions At least 2 learning experiences At least 2 leadership/citizenship activities Project review	Project Book Display or one item used to meet project completion guidelines.	Fair- Wednesday
359 Your Thoughts Matter	All 10 activities At least 2 learning experiences At least 2 leadership/citizenship activities Project review	Project Book Display or one item used to meet project completion guidelines.	Fair- Wednesday
360 Your Feelings Matter	All 7 activities and Talking It Over questions At least 2 learning experiences At least 2 leadership/citizenship activities Project review	Project Book Display or one item used to meet project completion guidelines.	Fair- Wednesday
434 Superhero You	All 5 activities and all Talking It Over questions At least 2 learning experiences At least 2 leadership/citizenship activities Project review	Project Book Display or one item used to meet project completion guidelines.	Fair- Wednesday

Home Living

405 The Laundry Project	All 11 activities and Talking It Over questions At least 2 learning experiences At least 2 leadership/citizenship activities Project Review	Project Book Display or one item used to meet project completion guidelines.	Fair- Thursday
491 It's My Home	All 9 activities At least 2 learning experiences At least 2 leadership/citizenship activities Project review	Project Book One item constructed in the project and visuals to show how it makes more pleasing and practical living.	Fair- Thursday

Project Number and Name	Project Completion Requirements	Judging Requirements	Judging and Show
494 <i>Makeover My Space</i>	See each project book for complete details. All 10 activities and 4 Talking It Over pages At least 2 learning experiences At least 2 leadership/citizenship activities Project review	Project Book Display or one item used to meet project completion guidelines.	Fair- Thursday
495 <i>Living on Your Own</i>	All activities At least 2 learning experiences At least 2 leadership/citizenship activities Project review	Project Book Display or one item used to meet project completion guidelines.	Fair- Thursday

Leadership and Citizenship

370 <i>Mentoring: Leadership in Action</i>	All 7 activities and all Talking It Over questions At least 2 learning experiences At least 2 leadership/citizenship activities Project review	Project Book Display or one item used to meet project completion guidelines.	Fair- Wednesday
371 <i>Club Leadership</i>	All 10 activities 3 individualized goals At least 2 learning experiences At least 2 citizenship activities Project review	Project Book Display or one item used to meet project completion guidelines.	Fair- Wednesday
373 <i>My Hands to Larger Service</i>	All 9 activities At least 2 learning experiences At least two leadership/citizenship activities Project review	Project Book Notebook, photos or board describing your community service project	Fair- Wednesday
375 <i>Leadership Road Trip: Where Are You Going?</i>	All 13 activities and Rest Stop questions At least 2 learning experiences At least 2 citizenship activities Project summary and project review	Project Book Display or one item used to meet project completion guidelines.	Fair- Wednesday
375 <i>Leadership Road Trip: iBook</i>	All 13 activities and Rest Stop questions At least 2 learning experiences At least 2 citizenship activities Project summary and project review	iPad or similar equipment to show Project Book work Display or one item used to meet project completion guidelines.	Fair- Wednesday

Each non-livestock project must have an educational display relating to the project work that is placed in the 4-H club booth. It does not have to be an item that will be utilized at the judging. Each club must have a booth. Interview judging is required for project completion for all projects except Dog Achievement.

Project Number and Name	Project Completion Requirements See each project book for complete details.	Judging Requirements	Judging and Show
376 <i>Pantry Panic</i>	All 7 activities At least 2 learning experiences At least 2 leadership/citizenship activities Project review	Project Book Display or one item used to meet project completion guidelines.	Fair- Wednesday
378 <i>Leadership Master</i>	One major leadership experience At least 2 learning experiences At least 2 citizenship activities Project records including interview, budget, and photos Judging activity	Project Book Display or one item used to meet project completion guidelines.	Fair- Wednesday
383 <i>Club Leadership 2</i>	*must be a current club officer or committee chair All 11 activities and Talking It Over questions At least 3 goals or additional activities At least 2 learning experiences At least 2 citizenship activities Project summary and project review	Project Book Display or one item used to meet project completion guidelines.	Fair- Wednesday
385 <i>Local Government: Answer the Call</i>	All 9 activities At least 2 learning experiences At least 2 leadership/citizenship activities Project summary and project review	Project Book Display or one item used to meet project completion guidelines.	Fair- Wednesday

Money Management

445 <i>Exploring Personal Finance</i>	All 9 activities At least 2 organized activities At least 2 leadership/citizenship activities Project summary and project review	Project Book Display or one item used to meet project completion guidelines.	Fair- Wednesday
446 <i>Empowering Personal Finance</i>	All activities as required in book At least 2 organized activities At least 2 lead./citizenship activities Project summary and project review	Project Book Display or one item used to meet project completion guidelines.	Fair- Wednesday

Project Number and Name	Project Completion Requirements See each project book for complete details.	Judging Requirements	Judging and Show
-------------------------	--	----------------------	------------------

Natural Resources

Agronomy

668 Field Crops & Forages	All activities and Talking It Over questions At least 2 learning experiences At least 2 leadership/citizenship activities Project summary and project review	Project Book Display or one item used to meet project completion guidelines.	Fair- Wednesday
--------------------------------------	---	---	-----------------

Gardening and Plant Science

670 Canning and Freezing	All 7 activities At least 2 learning experiences At least 2 leadership/citizenship activities Project summary and project review	Project Book Display or one item used to meet project completion guidelines.	Fair- Wednesday
671 How Does Your Garden Grow?	4 activities, plus activity 4a, 4b, or both At least 2 learning experiences At least 2 leadership/citizenship activities Project review	Project Book Display or one item used to meet project completion guidelines.	Fair- Wednesday
673 Edible Landscapes	All 9 activities and all Talking It Over questions At least 2 learning experiences At least 2 leadership/citizenship activities Project summary and project review	Project Book Display or one item used to meet project completion guidelines.	Fair- Wednesday
691 Grow Your Own Vegetables	All 5 interest area; area 6 is optional At least 2 organized activities At least 2 leadership/citizenship activities Grow a minimum of 4 vegetable varieties Project review	Project Book Display or one item used to meet project completion guidelines.	Fair- Wednesday
692 Growing with the Seasons	All 9 activities (including growing vegetables) and Talking It Over questions At least 2 learning experiences At least 2 leadership/citizenship activities Project review	Project Book Display or one item used to meet project completion guidelines.	Fair- Wednesday

Each non-livestock project must have an educational display relating to the project work that is placed in the 4-H club booth. It does not have to be an item that will be utilized at the judging. Each club must have a booth. Interview judging is required for project completion for all projects except Dog Achievement.

Project Number and Name	Project Completion Requirements See each project book for complete details.	Judging Requirements	Judging and Show
The Natural World			
611 <i>Explore the Outdoors</i>	All 9 activities and Talking It Over questions At least 2 learning experiences At least 2 leadership/citizenship activities Project Review	Project Book Display or one item used to meet project completion guidelines.	Fair- Wednesday
612 <i>Geology: Can You Dig It?</i>	All 8 activities, including a collection display, and Talking It Over questions At least 2 learning experiences At least 2 leadership/citizenship activities Project Review	Project Book Display of your design as directed in book.	Fair- Wednesday
613 <i>Exploring Polar Science</i>	All 8 activities and Talking It Over questions At least 2 learning experiences At least 2 leadership/citizenship activities Project summary and project review	Project Book Display or one item used to meet project completion guidelines.	Fair- Wednesday
616 <i>Water Matters</i>	All activities and Talking It Over questions At least 2 learning experiences At least 2 leadership/citizenship activities Project Review	Project Book Display or one item used to meet project completion guidelines.	Fair- Wednesday
617 <i>Exploring Ponds</i>	All 9 activities and Talking It Over questions At least 2 learning experiences At least 2 leadership/citizenship activities Project Review	Project Book Display or one item used to meet project completion guidelines.	Fair- Wednesday
620 <i>Why Trees Matter</i>	All 6 activities At least 2 learning experiences At least 2 leadership/citizenship activities Project review	Project Book Display or one item used to meet project completion guidelines.	Fair- Wednesday
621 <i>Ohio Birds</i>	All 5 interest areas At least 2 learning experiences At least 2 leadership/citizenship activities Observe and record at least 20 different bird species One-page summary	Project Book Display or one item used to meet project completion guidelines.	Fair- Wednesday

Project Number and Name	Project Completion Requirements See each project book for complete details.	Judging Requirements	Judging and Show
622 <i>Trapping Muskrats in Ohio</i>	All 7 activities At least 3 learning experiences At least 3 leadership/citizenship activities 2 of 3 projects for first year; 2 of 3 projects for second year A poster board	Project Book Display or one item used to meet project completion guidelines.	Fair- Wednesday
623 <i>Outdoor Adventure: Beginning Fishing</i>	All 8 activities including the Fishing Log At least 2 learning experiences At least 2 leadership/citizenship activities Project review	Project Book Display or one item used to meet project completion guidelines.	Fair- Wednesday
624 <i>Outdoor Adventure: Intermediate Fishing</i>	All 11 activities, including Talking It Over questions and the Fishing Log At least 2 learning experiences At least 2 leadership/citizenship activities Project review	Project Book Display or one item used to meet project completion guidelines.	Fair- Wednesday
641 <i>Beekeeping Project and Record Book</i>	Set at least 3 project goals and objectives At least 5 learning activities At least 2 learning experiences At least 2 leadership/citizenship activities Colony Care and Management section Beekeeping Record	Project Book Display or one item used to meet project completion guidelines.	Fair- Wednesday
644 <i>Insect Adventures, Level 1</i>	All 7 activities including insect collection At least 2 learning experiences At least 2 leadership/citizenship activities Project review	Project Book Display or one item used to meet project completion guidelines.	Fair- Wednesday
645 <i>Insect Adventures, Level 2</i>	All 8 activities including insect collection At least 2 learning experiences At least 2 leadership/citizenship activities Project review	Project Book Display or one item used to meet project completion guidelines.	Fair- Wednesday
646 <i>Insect Adventures, Level 3</i>	All 7 activities including insect collection At least 2 learning experiences At least 2 leadership/citizenship activities Project review	Project Book Display or one item used to meet project completion guidelines.	Fair- Wednesday

Each non-livestock project must have an educational display relating to the project work that is placed in the 4-H club booth. It does not have to be an item that will be utilized at the judging. Each club must have a booth. Interview judging is required for project completion for all projects except Dog Achievement.

Project Number and Name	Project Completion Requirements See each project book for complete details.	Judging Requirements	Judging and Show
Shooting Sports			
630 <i>Safe Use of Guns</i>	All 11 activities At least 2 learning experiences At least 2 leadership/citizenship activities Project Review	Project Book Display or one item used to meet project completion guidelines. DO NOT BRING GUN ONTO THE FAIRGROUNDS.	Fair- Wednesday
631 <i>Basic Archery</i>	All 6 interest areas At least 2 organized activities At least 2 leadership/citizenship activities Project review	Project Book Display or one item used to meet project completion guidelines. DO NOT BRING BOWS OR ARROWS ONTO THE FAIRGROUNDS.	Fair- Wednesday
750 <i>Rifle Member Record Book</i>	All project book activities, including planning, setting goals, identifying parts, practicing safety, record keeping, evaluation, and more Must be age 9 and enrolled in a Shooting Sports program under the direction of a certified rifle instructor	This is a group project conducted only in conjunction with the Shooting Sports Club. Contact the Extension Office for more information.	Fair- Wednesday
751 <i>Archery Member Record Book</i>	All project book activities, including planning, setting goals, identifying parts, practicing safety, record keeping, evaluation, and more Must be age 9 and enrolled in a Shooting Sports program under the direction of a certified archery instructor	This is a group project conducted only in conjunction with the Shooting Sports Club. Contact the Extension Office for more information.	Fair- Wednesday
752 <i>Shotgun Member Record Book</i>	All project book activities, including planning, setting goals, identifying parts, practicing safety, record keeping, evaluation, and more Must be age 9 and enrolled in a Shooting Sports program under the direction of a certified shotgun instructor	This is a group project conducted only in conjunction with the Shooting Sports Club. Contact the Extension Office for more information.	Fair- Wednesday

Project Number and Name	Project Completion Requirements See each project book for complete details.	Judging Requirements	Judging and Show
753 <i>Pistol Member Record Book</i>	All project book activities, including planning, setting goals, identifying parts, practicing safety, record keeping, evaluation, and more Must be age 9 and enrolled in a Shooting Sports program under the direction of a certified pistol instructor	This is a group project conducted only in conjunction with the Shooting Sports Club. Contact the Extension Office for more information.	Fair- Wednesday
754 <i>Hunting/ Wildlife Member Record Book</i>	All project book activities, including planning, setting goals, identifying parts, practicing safety, record keeping, evaluation, and more Must be age 9 and enrolled in a Shooting Sports program under the direction of a certified hunting/wildlife instructor	This is a group project conducted only in conjunction with the Shooting Sports Club. Contact the Extension Office for more information.	Fair- Wednesday
755 <i>Muzzleloader Member Record Book</i>	All project book activities, including planning, setting goals, identifying parts, practicing safety, record keeping, evaluation, and more Must be age 9 and enrolled in a Shooting Sports program under the direction of a certified muzzleloader instructor; a previously completed rifle, pistol, or shotgun project is strongly recommended.	This is a group project conducted only in conjunction with the Shooting Sports Club. Contact the Extension Office for more information.	Fair- Wednesday
756 <i>Living History Member Record Book</i>	All project book activities, including planning, setting goals, record keeping, evaluation, and more Must be age 9 and enrolled in a Shooting Sports program under the direction of a certified shooting sports living history instructor	This is a group project conducted only in conjunction with the Shooting Sports Club. Contact the Extension Office for more information.	Fair- Wednesday

Each non-livestock project must have an educational display relating to the project work that is placed in the 4-H club booth. It does not have to be an item that will be utilized at the judging. Each club must have a booth. Interview judging is required for project completion for all projects except Dog Achievement.

Project Number and Name	Project Completion Requirements	Judging Requirements	Judging and Show
757 <i>Crossbow Member Record Book</i>	See each project book for complete details. All project book activities, including planning, setting goals, record keeping, evaluation, and more Must be age 9 and enrolled in a Shooting Sports program under the direction of a certified shooting sports crossbow instructor	This is a group project conducted only in conjunction with the Shooting Sports Club. Contact the Extension Office for more information.	Fair- Wednesday
758 <i>Western Heritage Project: Youth Levels 1-3</i>	Progress through levels 1-3 by creating a project notebook; setting and working to accomplish three goals per level; completing at least one required and three elective activities for each sub-level (Historical Inquiry, Firearms and Shooting, and Clothing and Accoutrements); and completing a shooting requirement. See project book for details. Must be age 9 and enrolled in a Shooting Sports program under the direction of a certified Western heritage instructor	This is a group project conducted only in conjunction with the Shooting Sports Club. Contact the Extension Office for more information.	This project is not currently offered in Pickaway County. If that changes, it will be judged at Fair- Wednesday
Sustainability			
651 <i>Be a Sustainability Hero</i>	All 9 activities At least 2 organized activities At least 2 leadership/citizenship activities Project summary & project review	Project Book Display or one item used to meet project completion guidelines.	Fair- Wednesday
652 <i>Farm to Table to Career</i>	All 9 activities At least 2 organized activities At least 2 leadership/citizenship activities Project summary & project review	Project Book Display or one item used to meet project completion guidelines.	Fair- Wednesday

Project Number and Name	Project Completion Requirements See each project book for complete details.	Judging Requirements	Judging and Show
-------------------------	--	----------------------	------------------

Science, Technology, Engineering, and Math (STEM)

Aerospace Science

501 Rockets Away (2-Liter Bottle Rockets)	All 3 interest areas At least 2 organized project activities At least 2 leadership/citizenship activities Build and launch a 2-liter bottle rocket Project review	Project Book 2-liter Bottle Rocket	Fair- Wednesday Interview and optional Rocket Launch
502 Science Fun with Flight	All 7 interest areas At least 2 learning experiences At least 2 leadership/citizenship activities Build a glider or flyer, or a plastic model airplane or jet Project review	Project Book Glider, Flyer or plastic model built for the project	Fair- Wednesday interview Rocket Launch if applicable
503 Rockets Away (Solid-Fuel Model Rockets)	All 3 interest areas At least 2 organized project activities At least 2 leadership/citizenship activities Build and launch a solid fuel model rocket (Estes-type) scratch or kit Project review	Project Book Solid Fuel Model Rocket	Fair- Wednesday interview Rocket Launch if applicable
503M Solid-Fuel Rocketry Master	One major solid-fuel rocketry project At least 2 learning experiences At least 2 citizenship activities Project records including interview, budget, and photos Judging activity	Project Book Rocket or other item built	Fair- Wednesday interview Rocket Launch if applicable
549 Young Engineers in Space: Missions in Microgravity	All 9 activities At least 2 organized activities At least 2 leadership/citizenship activities Project summary & project review	Project Book Display or one item used to meet project completion guidelines.	Fair- Wednesday

Each non-livestock project must have an educational display relating to the project work that is placed in the 4-H club booth. It does not have to be an item that will be utilized at the judging. Each club must have a booth. Interview judging is required for project completion for all projects except Dog Achievement.

Project Number and Name	Project Completion Requirements See each project book for complete details.	Judging Requirements	Judging and Show
All-Terrain Vehicles (ATV)			
555 <i>ATV Safety</i>	Safety pledge All 9 activities Practice pages Practice and riding record At least 2 learning experiences At least 2 leadership/citizenship activities	Project Book Display or one item used to meet project completion guidelines.	Fair- Wednesday
Bicycle			
517 <i>Bicycling for Fun, Level I (Bicycling)</i>	At least 7 activities per year Complete the Bicycling For Fun Achievement Program on second year Complete Project Goals, Before and After, and Project Highlights sections	Project Book Bicycle and appropriate safety equipment	Fair- Wednesday
Biology			
498 <i>Microscope Mysteries</i>	All 9 activities At least 2 organized activities At least 2 leadership/citizenship activities Project summary & project review	Project Book Display or one item used to meet project completion guidelines.	Fair- Wednesday
Chemistry			
493 <i>Science Fun with Kitchen Chemistry</i>	All 11 experiments At least 2 learning experiences At least 2 leadership/citizenship activities Project review	Project Book Display or one item used to meet project completion guidelines.	Fair- Wednesday
Electricity			
527 <i>Paper Circuits</i>	All interest areas At least 2 learning experiences At least 2 leadership/citizenship activities Project review	Project Book Display or one item used to meet project completion guidelines.	Fair- Wednesday

Project Number and Name	Project Completion Requirements See each project book for complete details.	Judging Requirements	Judging and Show
528 <i>Smart Circuits</i>	All interest areas At least 2 learning experiences At least 2 leadership/citizenship activities Project review	Project Book Display or one item used to meet project completion guidelines.	Fair- Wednesday
531 <i>Science Fun with Electricity</i>	All interest areas Experiments and journals for each interest area At least 2 project activities At least 2 leadership/citizenship activities Project summary	Project Book Display or one item used to meet project completion guidelines.	Fair- Wednesday
Energy			
550 <i>Young Engineers in Solar Energy</i>	All 9 activities and Talking It Over questions At least 2 learning experiences At least 2 leadership/citizenship activities Project review	Project Book Display or one item used to meet project completion guidelines.	Fair- Wednesday
Food Science			
490 <i>Science Fun with Dairy Foods: The Case of the Missing Milk</i>	All 6 activities At least 2 learning experiences At least 2 leadership/citizenship activities Project review	Project Book Display or one item used to meet project completion guidelines.	Fair- Wednesday
Physics			
500 <i>Science Fun with Physics</i>	All 12 experiments At least 2 learning experiences At least 2 leadership/citizenship activities Project review	Project Book Display or one item used to meet project completion guidelines.	Fair- Wednesday

Each non-livestock project must have an educational display relating to the project work that is placed in the 4-H club booth. It does not have to be an item that will be utilized at the judging. Each club must have a booth. Interview judging is required for project completion for all projects except Dog Achievement.

Project Number and Name	Project Completion Requirements See each project book for complete details.	Judging Requirements	Judging and Show
Robotics			
509 <i>Robotics Essentials</i>	All 10 activities (including construction of a LEGO® Spike™ Prime or VEX robot) and Talking It Over questions At least 2 learning experiences At least 2 leadership/citizenship activities Project review	Project Book Robot – be prepared to demonstrate its programming	Fair- Wednesday
512M <i>Robotics Master</i>	One major robotics project At least 2 learning experiences At least 2 citizenship activities Project records including interview, budget, and photos Judging activity	Project Book Robot Test surface to demonstrate your robot's completion of a task of your choosing along with a printout of the program	Fair- Wednesday
Rope			
540 <i>Not Just Knots</i>	All 17 activities (including a capstone project) and all of the Talking It Over questions At least 2 learning experiences At least 2 leadership/citizenship activities Project Review	Project Book Display or one item used to meet project completion guidelines.	Fair- Wednesday
Small Engines and Lawn Care			
541 <i>Crank It Up, Level 1 (Small Engines)</i>	At least 7 activities each year in either main activities sections or Race Ahead sections Planning Guide	Project Book Display or one item used to meet project completion guidelines.	Fair- Wednesday
542 <i>Warm It Up, Level 2 (Small Engines)</i>	At least 7 activities each year in either main activities sections or Race Ahead sections Planning Guide	Project Book Display or one item used to meet project completion guidelines.	Fair- Wednesday
543 <i>Tune It Up, Level 3 (Small Engines)</i>	At least 7 activities each year in either main activities sections or Race Ahead sections Planning Guide	Project Book Display or one item used to meet project completion guidelines.	Fair- Wednesday

Project Number and Name	Project Completion Requirements See each project book for complete details.	Judging Requirements	Judging and Show
544 <i>Ready, Set,...Mow!</i>	All 13 activities and Talking It Over questions At least 2 learning experiences At least 2 leadership/citizenship activities Project review	Project Book Display or one item used to meet project completion guidelines.	Fair- Wednesday
Tractor and Machinery Operation			
552 <i>Tractor 2: Gearing Up for Safety</i>	Complete all activities Participate in Tractor Certification Program (optional) Participate in Tractor Rodeo (optional)	Project Book Display or one item used to meet project completion guidelines.	Fair- Wednesday
553 <i>Tractor 3: Moving Out</i>	Complete all activities Participate in Tractor Certification Program (optional) Participate in Tractor Rodeo (optional)	Project Book Display or one item used to meet project completion guidelines.	Fair- Wednesday
554 <i>Tractor 4: Learning More</i>	Complete all activities Participate in Tractor Certification Program (optional) Participate in Tractor Rodeo (optional)	Project Book Display or one item used to meet project completion guidelines.	Fair- Wednesday
Welding			
573 <i>Arcs and Sparks</i>	Recommended number of areas, building skills, and developing knowledge questions for your year At least 2 organized project activities At least 2 leadership/citizenship activities Build at least 2 weldments/or other items in book One-page report NOTE: All projects must be done using Shielded Metal Arc Welding (SMAW).	Project Book At least 1 welding project using Shielded Metal Arc Welding	Fair- Wednesday

Each non-livestock project must have an educational display relating to the project work that is placed in the 4-H club booth. It does not have to be an item that will be utilized at the judging. Each club must have a booth. Interview judging is required for project completion for all projects except Dog Achievement.

Project Number and Name	Project Completion Requirements See each project book for complete details.	Judging Requirements	Judging and Show
Woodworking			
556 <i>Measuring Up, Level 1</i>	At least 7 activities per year for up to three years At least 2 leadership experiences Planning Guide 2 projects - NOTE: At least one project made must be from the book. The other project may be from the book or of member's choosing of equivalent difficulty.	Project Book At least 1 woodworking project <u>*follow the instructions on allowed tools</u>	Fair- Wednesday
557 <i>Making the Cut, Level 2</i>	At least 7 activities per year for up to three years At least 4 woodworking leadership experiences Planning Guide 2 projects - NOTE: projects may be from the book or of member's choosing of equivalent difficulty.	Project Book At least 1 woodworking project	Fair- Wednesday
558 <i>Nailing It Together, Level 3</i>	At least 7 activities per year for up to three years At least 4 woodworking leadership experiences Planning Guide 1 or 2 projects - NOTE: project(s) may be from the book or of member's choosing of equivalent difficulty.	Project Book At least 1 woodworking project	Fair- Wednesday
559 <i>Finishing Up, Level 4</i>	At least 7 activities per year for up to three years At least 4 woodworking leadership experiences Planning Guide 1 or 2 projects - NOTE: project(s) may be from the book or of member's choosing of equivalent difficulty.	Project Book At least 1 woodworking project	Fair- Wednesday

Project Number and Name	Project Completion Requirements	Judging Requirements	Judging and Show
560M <i>Woodworking Master</i>	See each project book for complete details. One major woodworking project At least 2 learning experiences At least 2 citizenship activities Project records including interview, budget, and photos 1 or 2 projects	Project Book At least 1 woodworking project	Fair- Wednesday

Workforce Preparation

382 <i>Am I Ready for Work?</i>	All 9 activities and Talking It Over questions At least 2 learning experiences At least 2 leadership/citizenship activities Project Review	Project Book Display or one item used to meet project completion guidelines.	Fair- Wednesday
386 <i>You're Hired!</i>	All 8 activities and Talking It Over questions At least 2 learning experiences At least 2 leadership/citizenship activities Project review	Project Book Display or one item used to meet project completion guidelines.	Fair- Wednesday
387 <i>Here, There, Ag Careers Are Everywhere</i>	All 8 activities and Talking It Over questions At least 2 learning experiences At least 2 leadership/citizenship activities Project summary and project review	Project Book Display or one item used to meet project completion guidelines.	Fair- Wednesday

Self-Determined

*First year members should NOT take a Self-Determined project!			
365 <i>Self-Determined*</i> 365.01 Comp. Animal 365.02 Creative Arts 365.03 Babysiting 365.04 Nat. Resources 365.05 Quilt 365.06 Workforce Prep 365.07 Leadership 365.08 STEM 365.09 General	Print and complete the online Self-Determined Project Guide: Topic identification At least 3 areas of interest, each with at least 3 activities At least two learning experiences At least two leadership/citizenship experiences Project summary	Self-Determined Project Book REQUIRED Sample of project work Tri-fold display board	Fair- Wednesday

Each non-livestock project must have an educational display relating to the project work that is placed in the 4-H club booth. It does not have to be an item that will be utilized at the judging. Each club must have a booth. Interview judging is required for project completion for all projects except Dog Achievement.