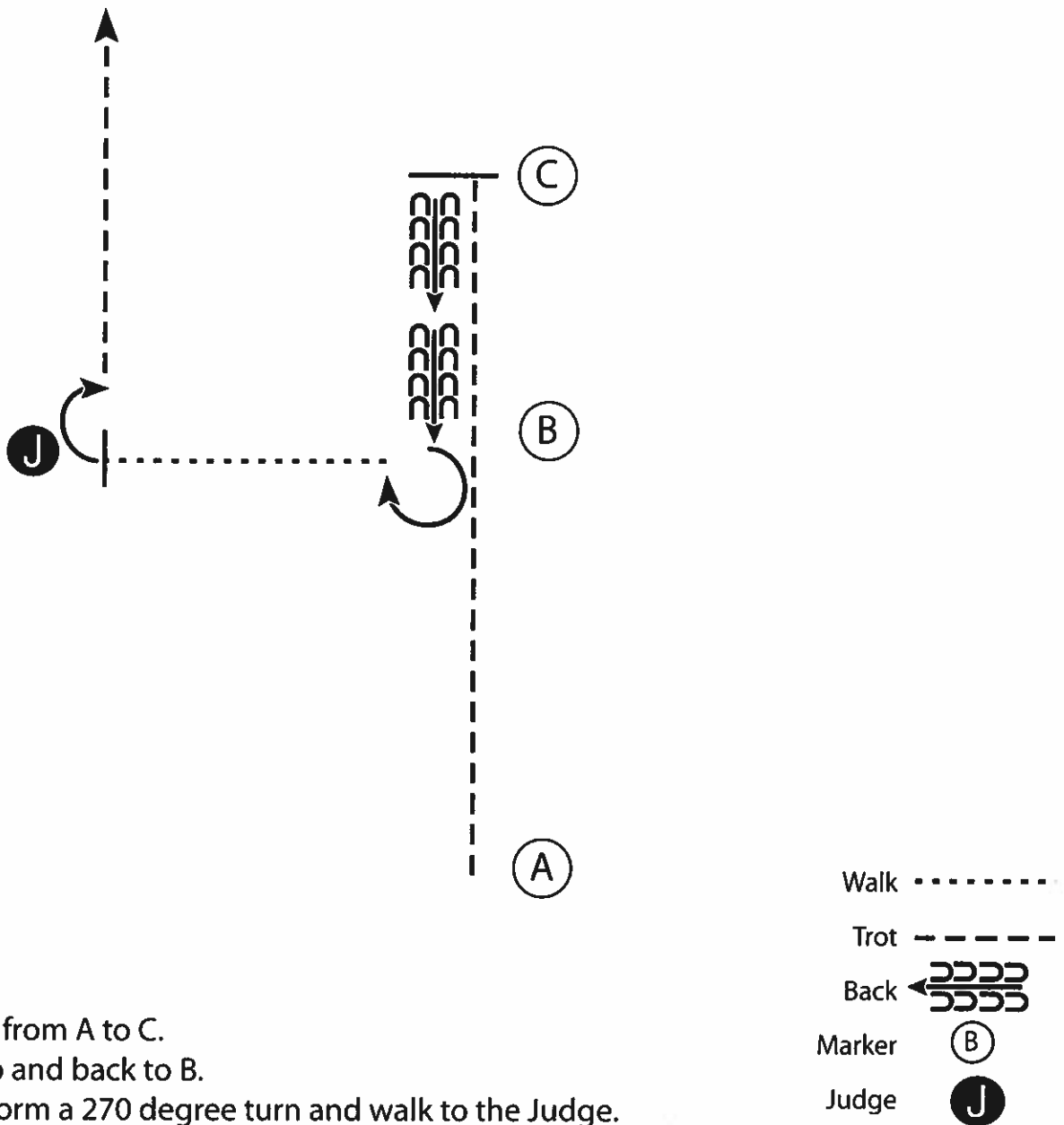


Class 2 Showmanship 14-18

Show Date: 06-19-2023



1. Trot from A to C.
2. Stop and back to B.
3. Perform a 270 degree turn and walk to the Judge.
4. Stop and set up for inspection.
5. When dismissed perform a 90 degree turn and trot to line-up.

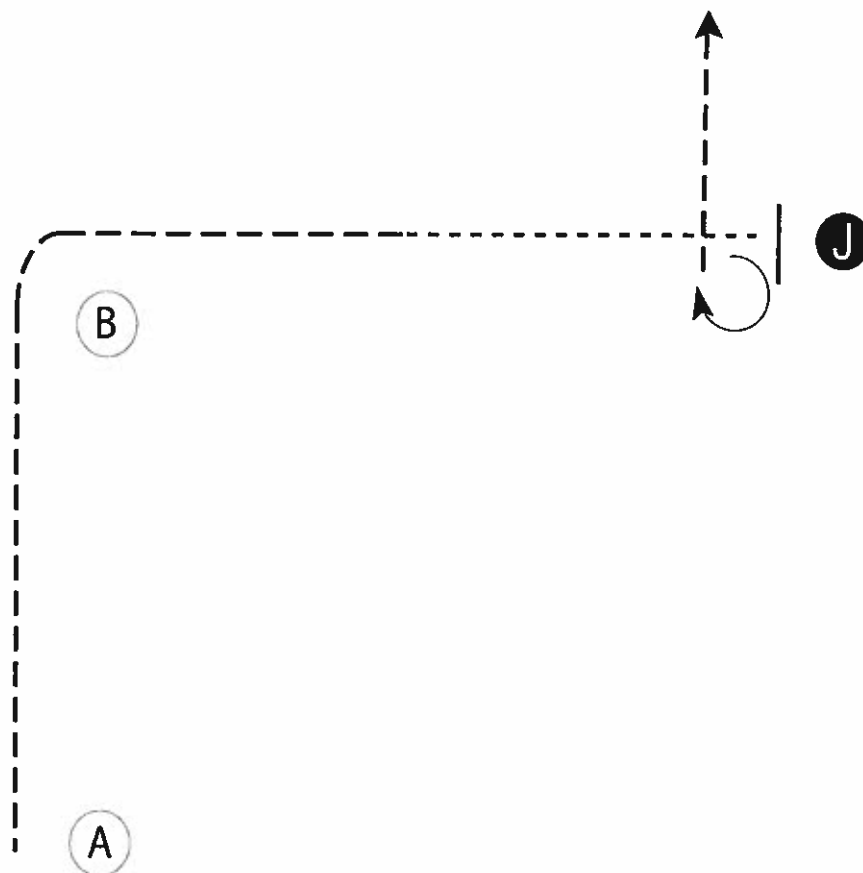
Walk
 Trot - - - - -
 Back ← ← ← ← ←
 Marker (B)
 Judge (J)

Pattern Provided by:

Terry Myers

Class 3 Showmanship 9-13

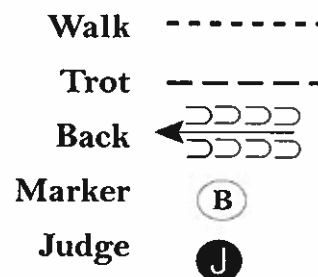
Show Date: 06-19-2023



Be ready at A.

1. Trot from A around B and half way to the Judge.
2. Break to the walk.
3. Walk to the Judge and set up for inspection.
4. When dismissed, perform a 270 degree turn and trot straight away from the Judge.

Follow the instructions of your ring steward.



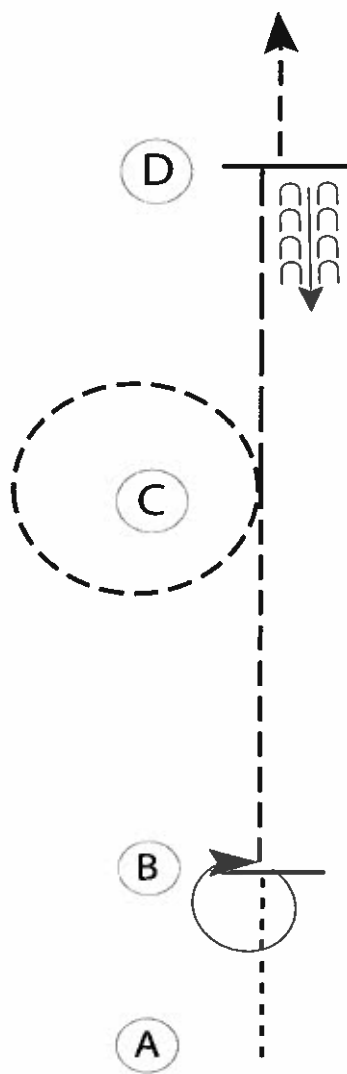
[S/1-33]

Pattern Provided by:

Terry Myers

Class 8 Walk Trot WH

Show Date: 06-19-2023



1. Walk from A to B
2. At B stop and perform a 360 degree turn on the hindquarters to the right
3. Jog to C, and jog a circle around C to the left
4. Extend the jog to D
5. At D stop, back five steps, and jog to the line

Walk
Jog	-----
Extended Jog	-----
Lope	=====
Leg Yield	
Lead Change	↖
Back	←←←←←
Marker	⊙ B
Sidepass	←←←←←

[WH/WT-15]

Pattern Provided by:

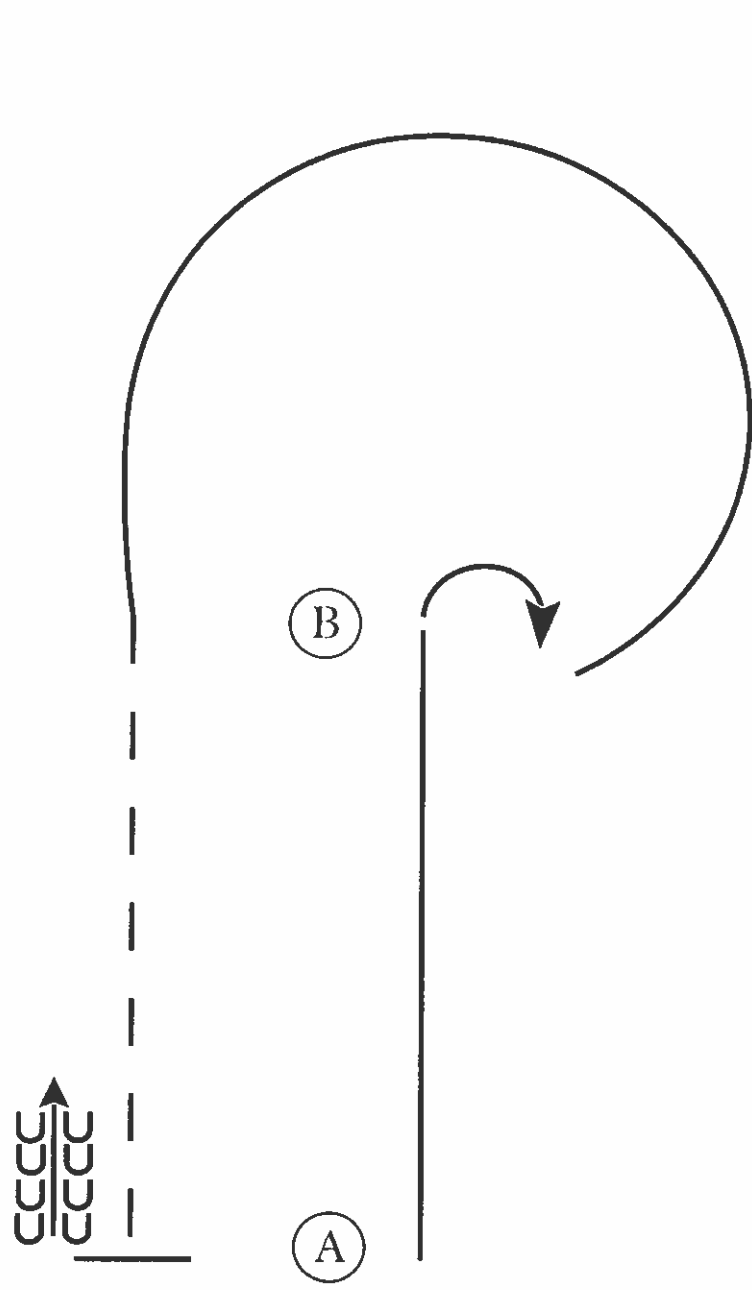
Terry Myers

Classes 9, 10, 11 WH

Show Date: 06-19-2023

www.HorseShowPatterns.com

www.HorseShowPatterns.com



1. Lope on the right lead A to B.
2. At B perform a 90 degree turn to the right.
3. Lope a circle to B on the left lead.
4. At B extend the jog to A.
5. At A stop and Back 4 steps.

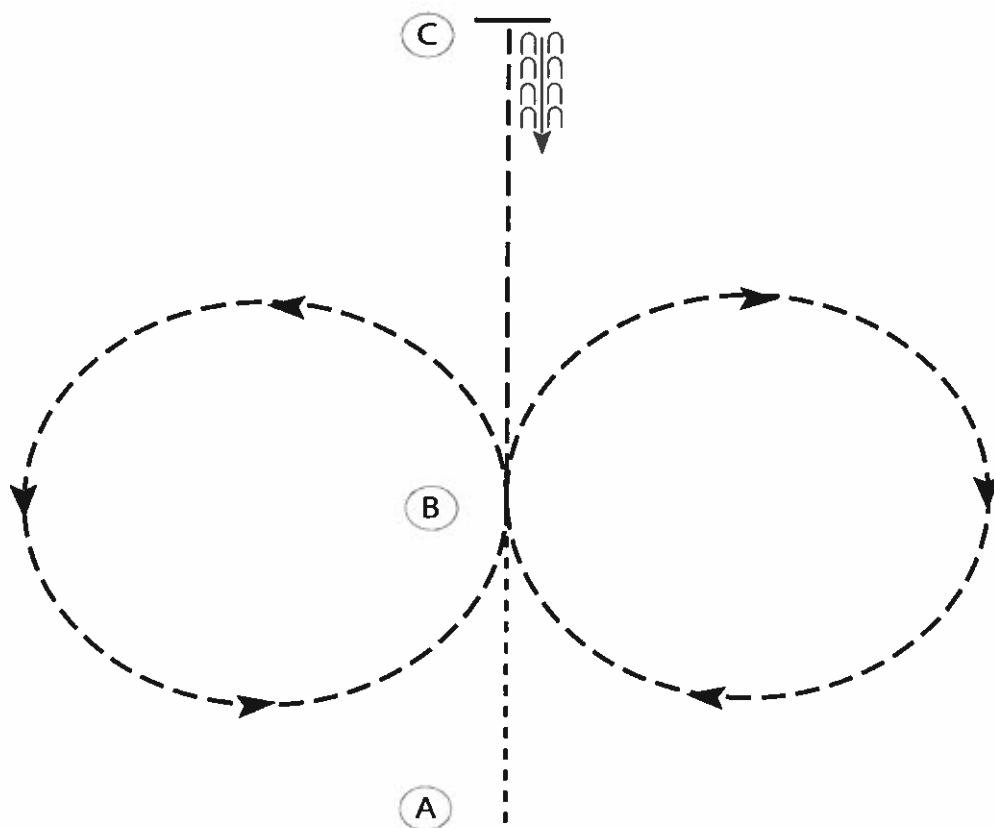
Walk
Jog	-----
Extended Jog	————
Lope	————
Leg Yield	
Lead Change	
Back	
Marker	(B)
Sidepass	

[WH/2-7]

Pattern Provided by:
Terry Myers

Class 18 EQ Walk/Trot

Show Date: 06-19-2023



1. Walk A to B.
2. At B posting trot a circle to the right on the proper diagonal.
3. At B posting trot a circle to the left on the proper diagonal.
4. At B sitting trot to C.
5. At C stop and back approximately one horse length.

Walk	-----
Trot	- - - - -
Extended Trot	=====
Canter	—————
Leg Yield	
Lead Change	↖ ↗
Back	← ← ← ← ←
Marker	(B)
Sidepass	← →
Hand Gallop	—————

[HSE/WT-5]

Pattern Provided by:

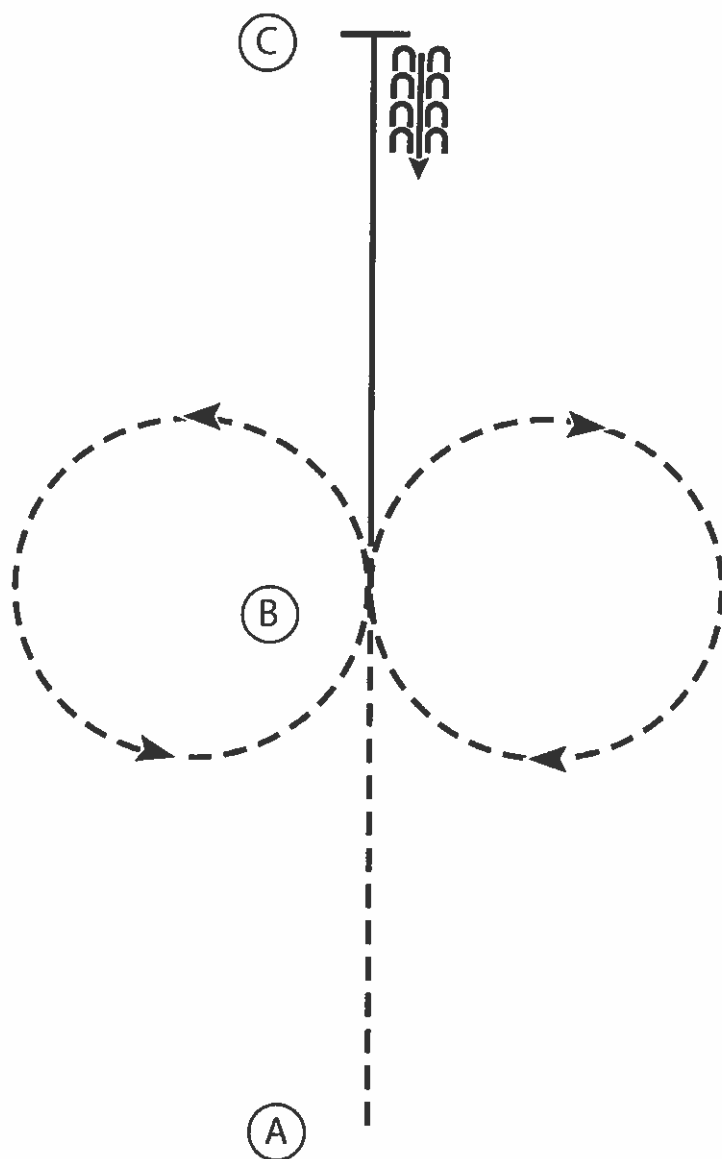
Terry Myers

Classes 19-20 EQ

Show Date: 06-19-2023

www.HorseShowPatterns.com

www.HorseShowPatterns.com



1. Sitting trot A to B
2. At B posting trot circle to the right
3. At B posting trot circle to the left
4. At B canter on the left lead to C
5. At C stop and back 4 steps

Walk
Trot	- - - - -
Extended Trot	— — — — —
Canter	—————
Leg Yield	
Lead Change	
Back	
Marker	(B)
Sidepass	- - - - - < <

[HSE/1-6]

Pattern Provided by:

Terry Myers