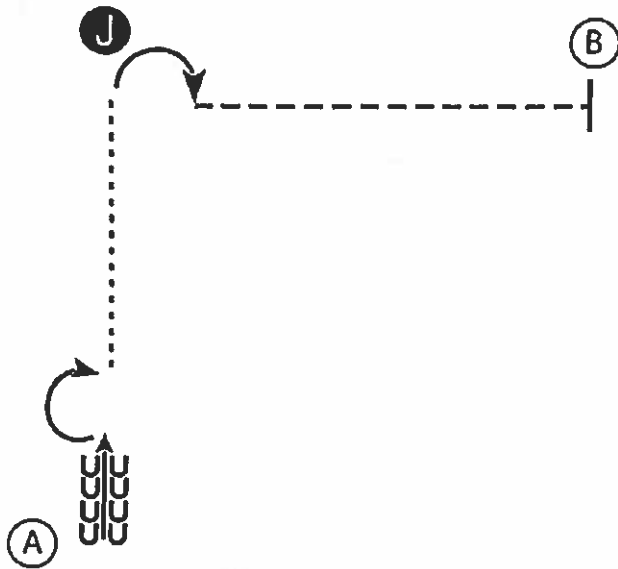


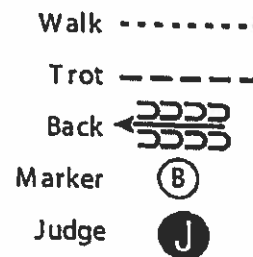
Youth Showmanship 9-13

~~Sub Pattern 100~~

W W W . H o r s e S h o w P a t t e r n s . c o m



1. Back 4 steps at A
2. Perform a 180 degree turn
3. Walk to the judge and set up for inspection
4. When dismissed perform a 90 degree turn and trot to B
5. Stop at B

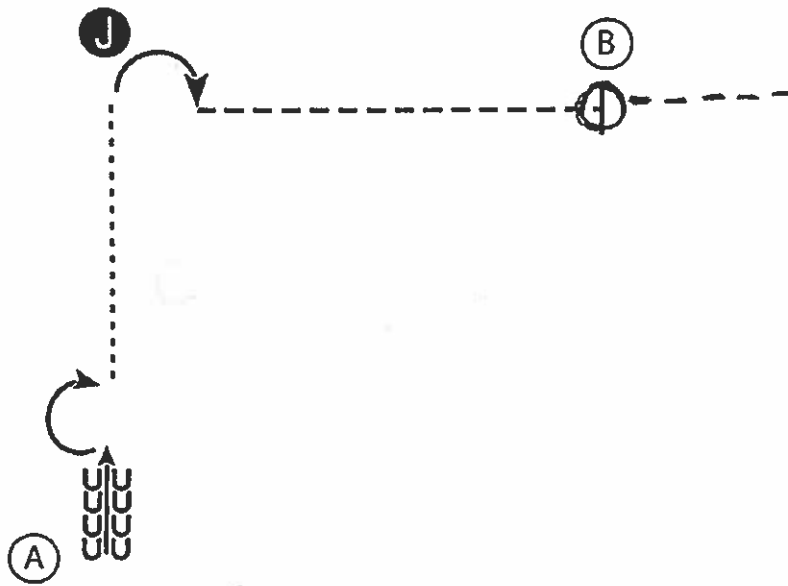


[S/1-2]

Pattern Provided by
Brandy Kemmer

Showmanship 14-18

W W W . H O R S E S H O W P A T T E R N S . C O M



1. Back 4 steps at A
2. Perform a 180 degree turn
3. Walk to the judge and set up for inspection
4. When dismissed perform a 90 degree turn and trot to B
5. Stop at B

6. 360°
7. TROT AWAY

Walk
 Trot - - - - -
 Back ← [u shapes]
 Marker (B)
 Judge (J)

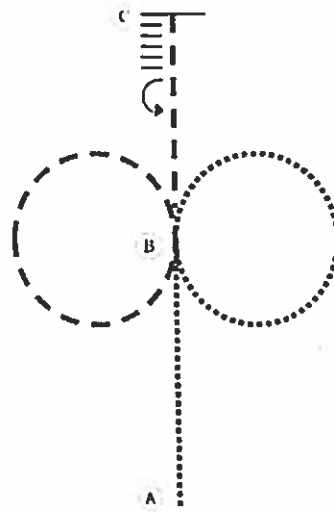
W W W . H O R S E S H O W P A T T E R N S . C O M

Pattern Provided by
Brandy Kemmer

Easy Gaited Equitation



1. Show Walk from A to B.
2. At B, show walk a circle to the right.
3. Show gait a circle to the left.
Continue to show gait until you reach C.
4. At C, stop, back at least 5 steps, and turn 180° on the forehand to the left.

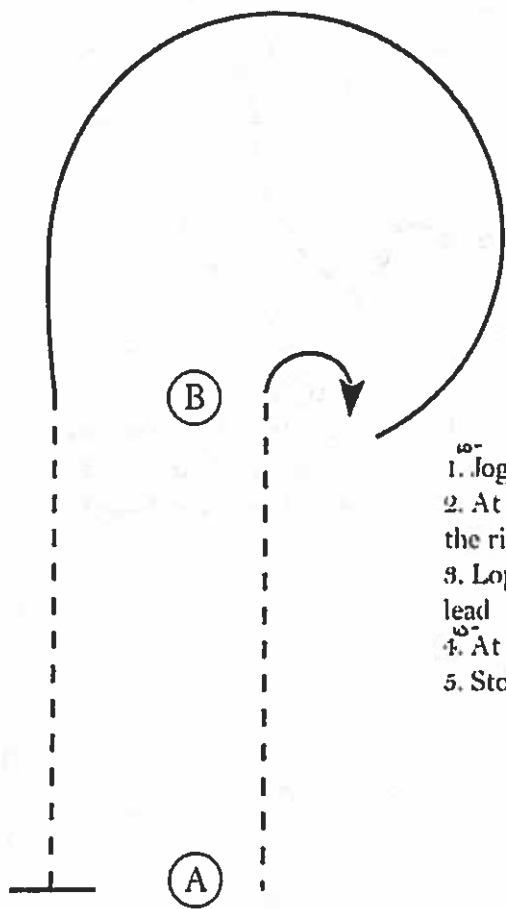


Entrance Gate

Western Horsemanship
English Equitation

w w w . H o r s e S h o w P a t t e r n s . c o m

w w w . H o r s e S h o w P a t t e r n s . c o m



1. Jog A to B / ^RRising Rt Diagonal
2. At B perform a 90 degree turn to the right
3. Lope a circle around B on the left lead
4. At B jog to A / ^LRising Left Diagonal
5. Stop at A.

Walk
Jog	- - - - -
Extended Jog	— — — — —
Lope	—————
Leg Yield	
Lead Change	↗ ↘
Back	← ← ← ← ←
Marker	Ⓟ
Sidepass	→ ←

Pattern Provided by:

[WH1-14]

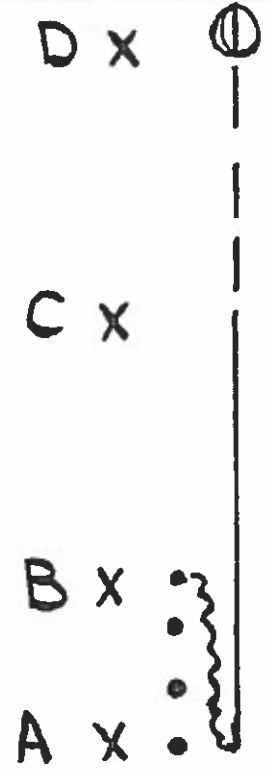
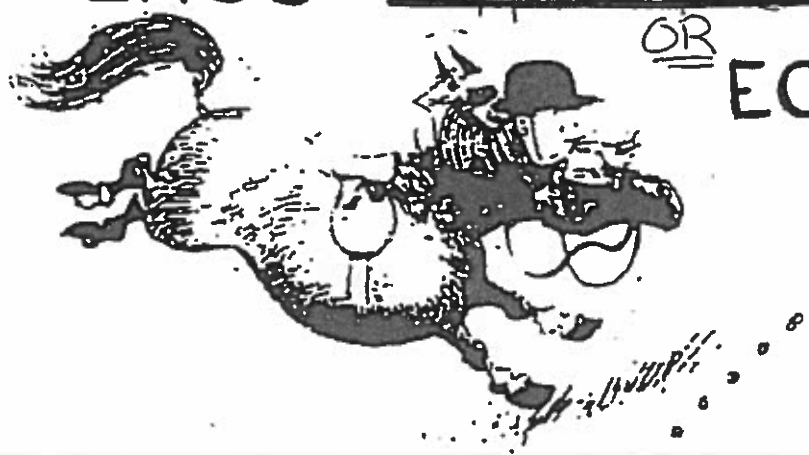
Brandy Kemmer
 ©2018 Horse Show Patterns.com All Rights Reserved.

King/Queen

CLASS # HorseManship

OR

EQUITATION



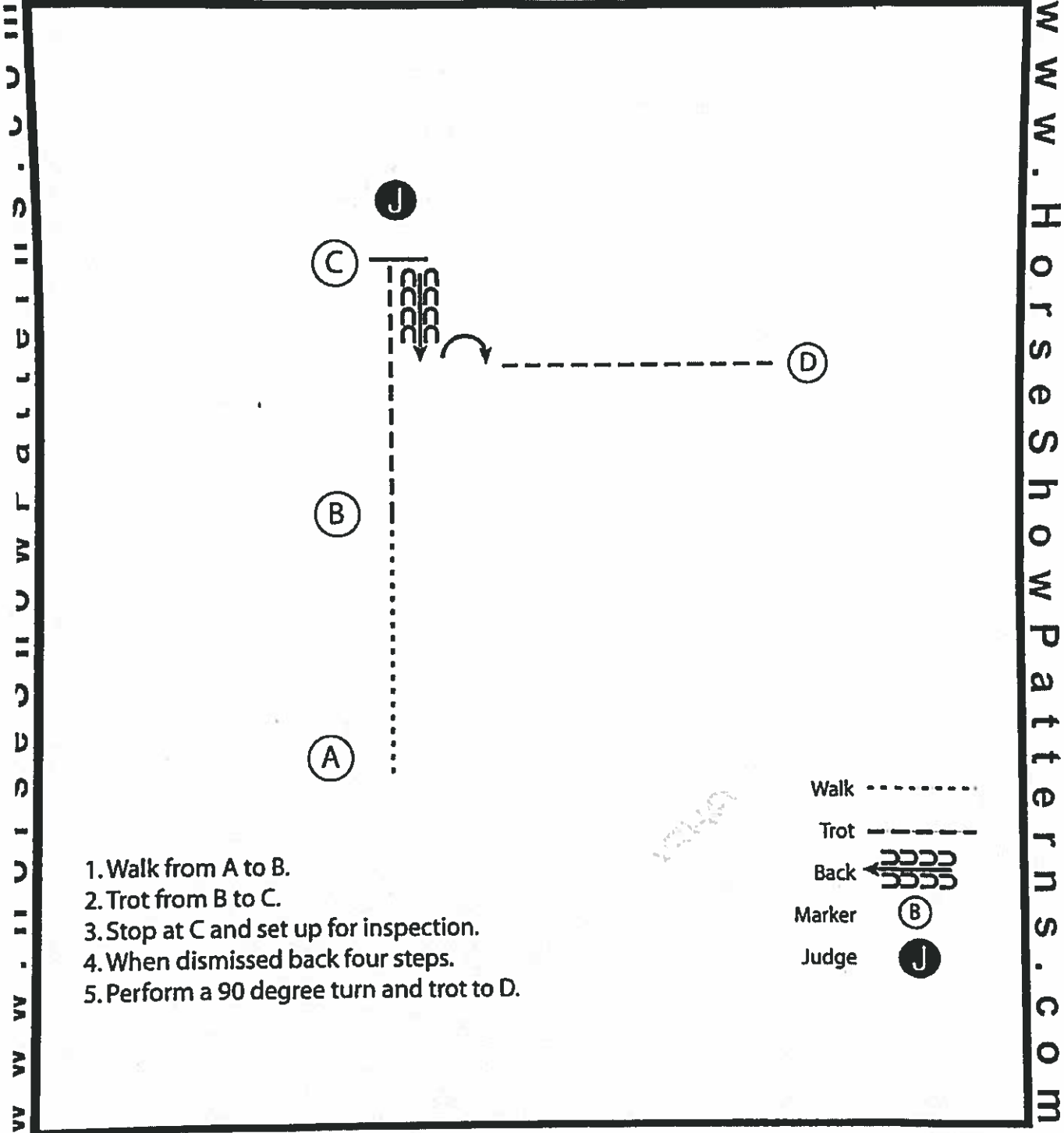
"A" WALK TO "B" STOP & BACK TO
"A" LEFT LEAD TO "C" TROT
OR JOG TO "D" STOP ~~STOP~~ WALK
TO LINE UP 360°

~~King/Queen~~

Showmanship

~~_____~~

Versatility



1. Walk from A to B.
2. Trot from B to C.
3. Stop at C and set up for inspection.
4. When dismissed back four steps.
5. Perform a 90 degree turn and trot to D.

Walk
 Trot - - - - -
 Back ← C C C C C
 Marker (B)
 Judge (J)

[S/2-7]

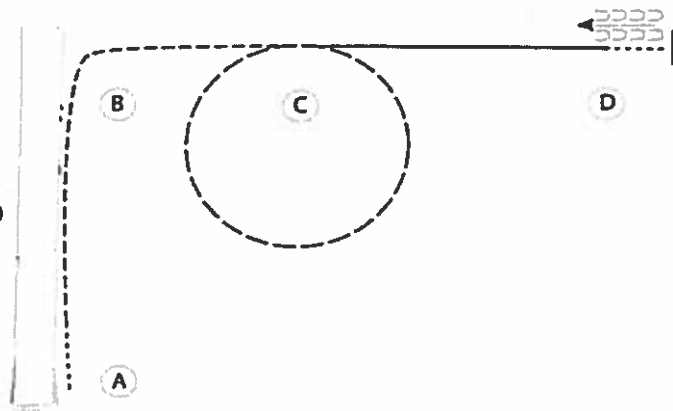
Pattern Provided by
Brandy Kemmer

Equestrian Horsemanship
Versatility



Be ready at A.

1. Walk approximately two strides
2. Trot ^{or Jog} around B and to C (Left Diagonal = English Riders)
3. Extended trot circle to the right
4. Return to C and lope on the left lead to D
5. At D walk and continue for two strides
6. Stop and back to A



Mini Jumping

↑2

↑5

3↓ ↓6

↑1

↑4

entrance

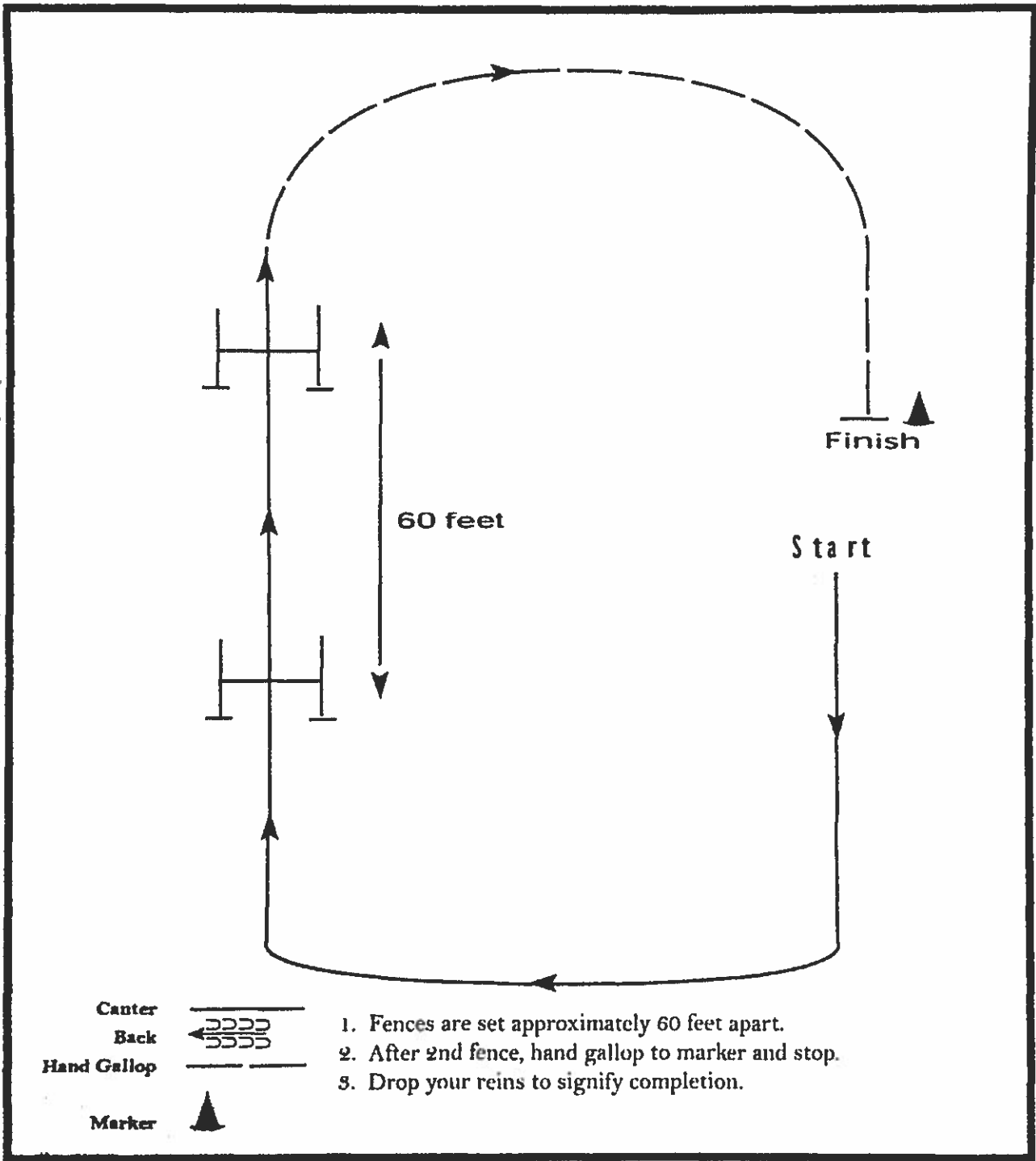
Pickaway County junior fair

Hunter Hack all ages

Show Date: 06-24-2021

www.HorseShowPatterns.com

www.HorseShowPatterns.com



[HH/60-1]

Pattern Provided by:

amy hoelscher

Novice hunters, low/intermediate hunter

